

IN THE COUNTY COMMISSION OF WOOD COUNTY, WEST VIRGINIA
#1 COURT SQUARE, SUITE 203
PARKERSBURG WV 26101

IN RE: MINUTES OF MEETING HELD
MONDAY, SEPTEMBER 23, 2013

PRESENT: WAYNE DUNN, PRESIDENT
STEPHEN GAINER, COMMISSIONER
DAVID BLAIR COUCH, COMMISSIONER

At 9:00 A.M., the County Commission of Wood County met in regular session. They signed purchase orders, invoices, orders and other correspondence.

Sean Andrews was sworn in as a member of the Wood County Civil Service Commission for Deputy Sheriffs.

The County Commission, upon a motion duly made, seconded and passed, approved minutes of September 16, 2013.

AGENDA AND DISCUSSION ITEMS

At 9:02 A.M., the County Commission met with Toni Tiano, Wood County Grant Consultant. She presented an application for the 2014 Highway Safety Grant. The County Commission authorized the President to sign on behalf of the County Commission. (M/2520)

At 9:05 A.M., the County Commission placed Sharon Lewis in nomination for the Veterans Park Advisory Board. (Order A/1182)

At 9:06 A.M., the County Commission discussed the proposed demolition of the former Wood County Justice Center. Harold Yglesias informed the Commission he had spoken with the Wood County Board of Education Superintendent and they do not see any use for the building on their part. He stated he was still in favor of keeping the building.

The County Commission awarded the bid for the Asbestos Abatement in the Wood County Holding Center to Empire Builders, Inc., Parkersburg, WV. (Order M/2518)

The County Commission awarded the bid for the demolition of the Wood County Holding Center to Empire Builders, Parkersburg, WV. (Order M/2519)

At 9:14 A.M., the Commission discussed the Wood County Alternative Transportation System Council. The County Commission placed Mark Abbott, Wayne Dunn, Linda Kern, Lloyd Roberts, Marty Seufer, Todd Nelson, Dr. Tabitha Anderson, Carol Jackson, Tracy Higgins and Robert Beanblossom in nomination to said Council. (Order A/1180)

The County Commission appointed Vince Nedeff and Jeremy Cross to the Wood County Alternative Transportation System Council. (Order A/1181)

Kim Coram proposed a contract to the Commission for her to serve as a Director of the committee for a fee of \$500.00 per month. The Commission asked this be moved to the next agenda.

At 9:54 A.M., the County Commission discussed the outstanding receivables that are listed in the County Financial Statement. Wood County Prosecuting Attorney, Jason Wharton, stated if a legal review is needed he advises an outside council should be utilized as he sits on the Community Corrections Board. The County Commission asked that a meeting of the affected parties meet and then report back to the County Commission.

ORDERS APPROVED AND ATTACHED TO THESE MINUTES

M/2518, M/2519, M/2520, A/1180, A/1181 and A/1182

Having no further scheduled appointments or business to attend to, the County Commission adjourned at 10:39 A.M.

APPROVED:


THE COUNTY COMMISSION OF WOOD COUNTY



Wayne Dunn, President



Stephen Gainer, Commissioner



David Blair Couch, Commissioner

To listen to this meeting, please refer to DVD labeled September 23, 2013.

Wood County Commission Meeting
Held September 23, 2013

Please Print

1.	Harold Yglesias - HAROLD Yglesias
2.	Kim Coran
3.	Toni Tran
4.	Jared Bedekovich Congressman McKinley
5.	
6.	
7.	
8.	
9.	
10.	
11.	
12.	
13.	
14.	
15.	
16.	
17.	
18.	
19.	
20.	



Wood County Commission Agenda

9/23/2013

1 Court Square, Suite 203
Parkersburg, WV 26101

9:00 AM	Administrator's Report	Marty Seufer, County Administrator
	Discuss Highway Safety Grant	Toni Tiano, Grant Consultant
	Consider putting Sharon Lewis in nomination to the Veterans Park Advisory Board	
	Consider awarding bids for the demolition and asbestos abatement of the former Wood County Holding Center	
	Discuss the Wood County Alternative Transportation System Council Consider nominations to the Wood County Alternative Transportation System Council Consider appointment of Vince Nedeff and Jeremy Cross for the Wood County Alternative Transportation System Council	
	Discuss outstanding receivables listed on County Financial Statement	
	County Commissioners' Reports	

Discussion, Review and Approval of expenditures and disbursements identified on Exhibit 1, hereto attached

Correspondence for this meeting will be available for public review during regular office hours in Room 205 of the Wood County Courthouse two (2) days prior to the meeting

Exhibit 1

Discussion, Review and Approval of the following items may be included during this meeting and are available for public inspection in the Office of the County Administrator two days prior to this meeting.

Budget revisions

Purchase orders and requisitions

Revisions, reimbursement requests, resolutions and correspondence for grants

Grant disbursements to other entities

Invoices for expenditures to be paid

Reimbursements for travel expenses

Bid specifications and procedures for bids previously authorized by the Commission

Monthly Hotel Occupancy Tax Collection disbursements

Disbursements for previously approved Innovative Programming Grants

Tax refunds, exonerations, impropers and consolidations

Probate items, including settlements, petitions and Fiduciary Commissioner reports

General Fund disbursements to entities

Funding requests from local organizations by written form

Payroll modification as submitted by elected officials

9/23/13
70/358

SEPTEMBER 23, 2013

IN THE COUNTY COMMISSION OF WOOD COUNTY, WEST VIRGINIA

IN RE: THE COUNTY COMMISSION AWARDED THE BID FOR
ASBESTOS ABATEMENT IN THE WOOD COUNTY HOLDING
CENTER.

ORDER

On this date, the County Commission of Wood County, at 9:00 A.M. upon a motion made by David Blair Couch, seconded by Wayne Dunn, and made unanimous by Stephen Gainer, did hereby AWARD the bid for Asbestos Abatement in the Wood County Holding Center. The bid was awarded to Empire Builders, Inc., Parkersburg, West Virginia. Said award is for eleven thousand two hundred dollars and zero cents (\$11,200.00). Bids were received for review on September 5, 2013.

APPROVED:

THE COUNTY COMMISSION OF WOOD COUNTY


Wayne Dunn, President


Stephen Gainer, Commissioner


David Blair Couch, Commissioner

M/2518

SEPTEMBER 23, 2013

9/23/13

70/358

IN THE COUNTY COMMISSION OF WOOD COUNTY, WEST VIRGINIA


IN RE: THE COUNTY COMMISSION AWARDED THE BID FOR
DEMOLITION OF THE WOOD COUNTY HOLDING CENTER.

ORDER

On this date, the County Commission of Wood County, at 9:00 A.M. upon a motion made by David Blair Couch, seconded by Wayne Dunn, and made unanimous by Stephen Gainer, did hereby AWARD the bid for demolition of the Wood County Holding Center. The bid was awarded to Empire Builders, Inc., Parkersburg, West Virginia. Said award is for twenty-five thousand four hundred dollars and zero cents (\$25,400.00). Bids were received for review on September 5, 2013.

APPROVED:

THE COUNTY COMMISSION OF WOOD COUNTY


Wayne Dunn, President


Stephen Gainer, Commissioner


David Blair Couch, Commissioner

M/2519

SEPTEMBER 23, 2013

9/23/13
701359

IN THE COUNTY COMMISSION OF WOOD COUNTY, WEST VIRGINIA

IN RE: THE COUNTY COMMISSION DID HEREBY AUTHORIZE
WAYNE DUNN, AS PRESIDENT, TO EXECUTE AN
APPLICATION FOR THE 2014 HIGHWAY SAFETY GRANT.

ORDER


On this date, the County Commission of Wood County, upon a motion made by David Blair Couch, seconded by Stephen Gainer, and made unanimous by Wayne Dunn, did hereby AUTHORIZE Wayne Dunn, in his official capacity as President and on behalf of the County Commission, to EXECUTE an Application for the 2014 Highway Safety Grant with the Governor's Highway Safety Program. Said grant application is in the amount of five hundred seventy-six thousand one hundred dollars and zero cents (\$576,100.00).

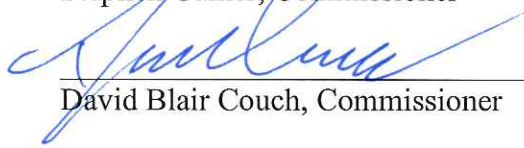
A copy of said Application is attached to this Order and should be made a part thereof.

APPROVED:

THE COUNTY COMMISSION OF WOOD COUNTY


Wayne Dunn, President


Stephen Gainer, Commissioner


David Blair Couch, Commissioner

M/2520

Office of the County Commission of Wood County, West Virginia

Commissioners
David Blair Couch
Wayne Dunn
Steve Gainer



No. 1 Court Square
Suite 203
Parkersburg, WV 26101
Phone 304-424-1984

September 23, 2013

Mr. Gary Winter
Governor's Highway Safety Program
5707 MacCorkle Avenue, SE
PO Box 17600
Charleston, WV 25317-0010

Dear Mr. Winter:

Please find enclosed an application from the Wood County Commission for the continuation of the Mid-Ohio Valley Regional Highway Safety Program for the period of October 1, 2013 – September 30, 2014. If you have any questions on this or desire any additional information, please feel free to contact Toni Tiano, program administrator, at 304-424-1972 or 304-428-7760. Thank you for your assistance with this matter.

Sincerely,

Wayne Dunn
President

RECEIVED 9/13/13
EXECUTED 9/23/13
DISBURSED 9/23/13 *AS*

WEST VIRGINIA



GOVERNOR'S HIGHWAY SAFETY PROGRAM GRANT APPLICATION

**EARL RAY TOMBLIN
GOVERNOR**

**STEVEN O. DALE
GOVERNOR'S REPRESENTATIVE FOR
HIGHWAY SAFETY**

**GOVERNOR'S HIGHWAY SAFETY PROGRAM
5707 MacCorkle Avenue SE
Post Office Box 17600
Charleston, WV 25317-0010**

Phone: (304) 926-2509

FAX: (304) 926-3880

PROBLEM IDENTIFICATION

Clearly identify the problem(s) impacted by this project. One you have identified the problem, show statistical evidence supporting your case that this is truly a problem. Please identify the source(s) of your data. NOTE: If you cannot clearly identify a problem which can be impacted by this project, proceed no further with this proposal. Use additional pages as necessary.

Proper Problem Identification does the following:

- Identifies the problem your project seeks to address.
- Provides both data and data analysis describing the problem.
- Reports the results of the analysis.
- Prioritizes the problems.

PLEASE SEE ATTACHED.

County	2007	2008	2009	2010	2011	Total 2007 - 2011	
						N	%
Pleasants	3	0	1	4	1	9	0.5%
Pocahontas	5	8	1	2	1	17	0.9%
Preston	7	10	4	7	5	33	1.8%
Putnam	8	6	10	4	5	33	1.8%
Raleigh	25	24	18	11	12	90	4.9%
Randolph	2	1	7	4	7	21	1.2%
Ritchie	7	2	2	3	3	17	0.9%
Roane	5	1	3	3	1	13	0.7%
Summers	6	4	7	1	2	20	1.1%
Taylor	3	4	6	2	1	16	0.9%
Tucker	2	4	1	1	3	11	0.6%
Tyler	1	2	2	0	0	5	0.3%
Upshur	1	9	7	2	3	22	1.2%
Wayne	17	13	12	9	16	67	3.7%
Webster	2	0	0	2	1	5	0.3%
Wetzel	3	3	3	3	2	14	0.8%
Wirt	0	1	1	1	2	5	0.3%
Wood	8	6	4	13	17	48	2.6%
Wyoming	5	8	6	8	12	39	2.1%
Total	432	378	357	315	337	1819	100.0%

As seen in Table 31, the ten counties that averaged the highest population-based fatality rates for the years 2007 through 2011 were: Pendleton (49.20); Lewis (43.90); McDowell (42.23); Braxton (41.27); Pocahontas (38.73); Lincoln (33.98); Boone (33.95); Wyoming (32.75); Ritchie (32.52); and Jackson (31.55).

Table 31. Fatality Rates by County

County	2007	2008	2009	2010	2011
Barbour	31.18	18.47	24.27	0.00	6.05
Berkeley	23.20	20.66	13.61	9.56	17.02
Boone	51.76	24.20	48.45	24.41	20.45
Braxton	47.99	34.28	41.35	55.09	27.61
Brooke	4.13	4.14	0.00	8.33	16.78
Cabell	22.09	8.40	18.74	12.45	12.42
Calhoun	39.54	13.12	13.23	13.09	0.00
Clay	20.63	62.48	10.52	21.37	21.37
Doddridge	25.09	49.79	12.31	24.39	0.00
Fayette	30.27	36.82	19.55	19.55	15.32
Gilmer	36.37	47.57	35.17	34.47	0.00

County	2007	2008	2009	2010	2011
Wetzel	17.90	18.02	18.09	18.11	12.23
Wirt	0.00	17.41	17.53	17.49	34.71
Wood	9.25	6.91	4.61	14.94	19.51
Wyoming	20.77	33.39	25.11	33.69	51.24
Statewide Average	23.55	20.54	19.32	16.99	18.16

As seen in Table 32, the age groups in West Virginia with the *greatest number of fatalities per 100,000 population* were those ages 21-24, 16-20, and 25-34, in order of decreasing fatality rate. However, the age group constituting the *highest percentage of fatalities* was the 25-34 group (16.9%), followed by those age 35-44 (15.6%), and then those ages 45-54 (14.5%). Combining the 16-20 age group (a 5-year span) and the 21-24 age group (a 4-year span) accounts for 21.5% of the total fatalities. In Region 3, the greatest percentages of fatalities were in the 25-34, 45-54, and 35-44 age groups, in order of decreasing fatalities. Nationwide, the pattern was the same, with the greatest number of fatalities in the age group 25-34, followed by 45-54, and then 35-44.

Table 32. Fatalities by Age Group and Gender: Totals 2007-2011

Age Group	Fatalities by Age					Fatalities by Age and Gender					
	West Virginia			Region	U.S.	West Virginia				Region % Males	U.S. % Males
	(N=1,819)	%	Pop. Rate* Per 100k	(N=20,305)	(N=177,931)	Females		Males			
<5	17	0.9%	3	1.1%	1.2%	4	23.5%	13	76.5%	52.3%	54.6%
5-9	12	0.7%	2	1.0%	1.1%	7	58.3%	5	41.7%	60.6%	55.9%
10-15	26	1.4%	4	1.9%	2.2%	16	61.5%	10	38.5%	60.2%	58.9%
16-20	216	11.9%	35	11.8%	11.6%	65	30.1%	151	69.9%	68.5%	67.9%
21-24	175	9.6%	38	10.4%	10.4%	45	25.7%	130	74.3%	77.6%	76.6%
25-34	308	16.9%	28	17.5%	16.9%	86	27.9%	222	72.1%	74.4%	75.8%
35-44	284	15.6%	24	14.8%	14.2%	71	25.0%	213	75.0%	74.8%	73.6%
45-54	264	14.5%	19	15.7%	15.5%	71	26.9%	193	73.1%	74.5%	73.3%
55-64	209	11.5%	16	10.6%	11.2%	54	25.8%	155	74.2%	71.5%	72.1%
65-74	142	7.8%	18	7.1%	7.0%	41	28.9%	101	71.1%	65.3%	64.1%
75+	163	9.0%	24	8.1%	8.7%	62	38.0%	101	62.0%	58.6%	57.1%
Unknown	3	0.2%	N/A	0.2%	0.2%	0	0.0%	1	33.3%	77.1%	71.8%
Total	1,819	100.0%	19.70	100.0%	100.0%	522	28.7%	1,295	71.2%	71.3%	70.6%

Highlighting is to help reader identify cells with higher numbers/percentages/population rates
 *Population rate based on intercensal estimates (2007-2011)

County	2007	2008	2009	2010	2011
Raleigh	7.66	8.93	8.89	5.07	2.53
Randolph	0.00	0.00	3.40	13.61	3.39
Ritchie	9.47	0.00	0.00	9.59	0.00
Roane	0.00	6.65	0.00	6.71	0.00
Summers	7.22	14.59	14.41	7.18	7.21
Taylor	12.02	5.96	0.00	0.00	0.00
Tucker	14.05	27.93	13.94	0.00	28.49
Tyler	0.00	21.36	0.00	0.00	0.00
Upshur	0.00	25.07	4.15	4.12	0.00
Wayne	11.70	11.69	4.69	9.44	9.50
Webster	10.80	0.00	0.00	0.00	10.94
Wetzel	11.93	0.00	6.03	0.00	0.00
Wirt	0.00	0.00	0.00	0.00	17.36
Wood	4.62	3.46	3.45	3.45	1.15
Wyoming	12.46	12.52	8.37	4.21	25.62
Statewide Average	7.58	6.74	6.17	4.53	4.90

3.81
2.71

3.47
3.23

As shown in Table 37 the three months with the greatest number of alcohol-impairment-related fatal crashes in West Virginia were August and September (each with 55 crashes and 10.1% of total), and July (53 crashes, 9.8%). In Region 3, July had the greatest number of crashes (9.5%), followed by August (9.1%), and then September (9.0%). Nationwide, the three months with the most fatal crashes were July and August (each with 9.2%), and October (9.1%).

9 =
5.99

Alcohol-impairment-related fatal crashes were much more common on the weekends or Friday than at other times of the week for West Virginia, Region 3, and the U.S. as a whole. In West Virginia, the most alcohol-impairment-related crashes occurred on Saturday (132 crashes, 24.4% of total), followed by Sunday (104 crashes, 19.2% of total), and then Thursday and Friday (each with 73 crashes, and 13.5% of total). The same pattern was observed for Region 3 (with the exception of Thursday), with 24.4% of such crashes occurring on a Saturday, 20% on a Sunday, and 16% on a Friday. Similarly, Nationwide, 24.2% of such crashes occurred on a Saturday, 21.4% on a Sunday, and 15.6% on a Friday.

Alcohol-impairment-related fatal crashes were much more common after 6 p.m. and before 3 a.m. for West Virginia, Region 3, and the U.S. as a whole. In West Virginia, the most alcohol-impairment-related fatal crashes occurred between midnight and 3 a.m. (123 crashes, 22.7% of total), followed by the period between 6 p.m. and 9 p.m. (109 crashes, 20.1% of total), and then the period between 9 p.m. and midnight (103 crashes, 19% of total). A slightly different pattern was seen in Region 3, where 25% of such crashes occurred between midnight and 3 a.m., 22.6% occurred between 9 p.m. and midnight, and 18.5% occurred between 6 p.m. and 9 p.m. Similarly Nationwide, 26% of such crashes occurred between midnight and 3 a.m., 22.1% occurred between 9 p.m. and midnight, and 17.6% occurred between 6 p.m. and 9 p.m.

County	Alcohol-Impaired Driving (A-I) Fatalities*					Total A-I Fatalities	Total Fatalities	% A-I
	2007	2008	2009	2010	2011			
Pocahontas	1	1	0	0	0	2	17	11.8%
Preston	1	5	1	3	2	12	33	36.4%
Putnam	4	2	1	1	2	10	33	30.3%
Raleigh	6	7	7	4	2	26	90	28.9%
Randolph	0	0	1	4	1	6	21	28.6%
Ritchie	1	0	0	1	0	2	17	11.8%
Roane	0	1	0	1	0	2	13	15.4%
Summers	1	2	2	1	1	7	20	35.0%
Taylor	2	1	0	0	0	3	16	18.8%
Tucker	1	2	1	0	2	6	11	54.5%
Tyler	0	2	0	0	0	2	5	40.0%
Upshur	0	6	1	1	0	8	22	36.4%
Wayne	5	5	2	4	4	20	67	29.9%
Webster	1	0	0	0	1	2	5	40.0%
Wetzel	2	0	1	0	0	3	14	21.4%
Wirt	0	0	0	0	1	1	5	20.0%
Wood	4	3	3	3	1	14	48	29.2%
Wyoming	3	3	2	1	6	15	39	38.5%
Totals	139	124	114	84	91	552	1819	30.3%

The population-based fatality rates by county are shown in Table 36, with highlighting indicating counties with the highest rates in 2011. It should be noted that the counties' population-based fatality rates can vary drastically from year to year, reflected in the fact that counties with the highest rates in 2011 may have had a rate of 0.00 in prior years, and thus should be considered with caution.

Roane County	161,230,628
Summers County	124,341,228
Taylor County	109,023,499
Tucker County	66,532,309
Tyler County	65,539,162
Upshur County	167,023,233
Wayne County	397,904,760
Webster County	56,656,833
Wetzel County	123,542,915
Wirt County	38,242,272
Wood County	806,993,483
Wyoming County	219,976,046
West Virginia	18,747,745,375

Culham - 0%
Doddridge - 0%
Gilmer - 8.33%
Jackson - 52.78%
Pleasants - 16.67%
Ritchie - 25.0%
Roane - 10.34%
Wirt - 0%
Wood - 23.26%

136.38 \div 9 = 15.15%

s	Alcohol Related Crashes				Alcohol Related Injuries				Motorcycle Crashes				Motorcycle Related Injuries				ATV Crashes			ATV Rel:
	Total	Access	RB	Total	Access	RB	Total	Access	RB	Total	Access	RB	Total	Access	RB	Total	Access			
38	5	19	24	4	8	12	1	7	8	2	5	7	1	4	5	1	2			
401	52	93	145	38	34	72	12	12	24	12	9	21	1	3	4	1				
164	9	28	37	12	13	25	4	8	12	6	11	17	0	4	4	0				
65	7	9	16	5	7	12	1	4	5	0	5	5	0	1	1	0				
126	15	16	31	18	6	24	3	3	6	5	3	8	0	2	2	0				
907	65	110	175	75	38	113	7	36	43	20	32	52	1	1	2	3				
31	0	9	9	0	3	3	0	0	0	0	0	0	0	1	1	0				
21	3	9	12	1	5	6	0	0	0	0	0	0	0	4	4	0				
15	1	4	5	0	2	2	1	4	5	2	7	9	0	1	1	0				
256	43	34	77	33	19	52	8	19	27	8	24	32	1	5	6	4				
24	6	7	13	3	4	7	0	1	1	0	1	1	2	3	5	4				
68	2	16	18	1	8	9	0	6	6	0	6	6	0	3	3	0				
183	21	28	49	90	15	105	12	10	22	13	9	22	1	1	2	0				
47	14	11	25	16	6	22	5	5	10	9	3	12	2	5	7	2				
120	24	25	49	27	9	36	4	7	11	8	7	15	0	1	1	0				
52	6	20	26	5	7	12	2	4	6	3	4	7	0	0	0	0				
369	32	43	75	14	18	32	1	9	10	2	8	10	0	3	3	0				
108	18	36	54	15	13	28	4	12	16	3	11	14	1	3	4	0				
155	1	65	66	0	24	24	0	28	28	0	27	27	0	6	6	0				
1,383	55	241	296	47	77	124	15	61	76	19	47	66	3	12	15	3				
96	11	32	43	11	18	29	1	4	5	0	3	3	0	2	2	0				
51	0	7	7	0	6	6	0	7	7	0	7	7	0	2	2	0				
216	20	22	42	27	10	37	5	5	10	5	2	7	1	5	6	1				
116	8	6	14	14	2	16	2	6	8	6	10	16	1	9	10	0				
262	32	47	79	28	13	41	6	9	15	7	9	16	1	0	1	1				
144	24	33	57	24	12	36	4	14	18	3	12	15	1	5	6	6				
165	17	19	36	21	8	29	6	6	12	7	4	11	2	5	7	3				
424	39	63	102	42	32	74	6	19	25	12	21	33	0	6	6	0				
112	5	32	37	3	11	14	0	25	25	0	23	23	0	4	4	0				
136	26	14	40	50	4	54	2	5	7	5	3	8	0	1	1	0				
641	64	138	202	34	60	94	4	45	49	12	41	53	0	4	4	0				
29	10	13	23	8	6	14	2	3	5	3	2	5	0	1	1	0				

C D G
5

2008
2

Drivers <20 C Injuries			Children <8 Injured			Total Ejections (Partial & Full)			Fatal Ejections		
Access	RB	Total	Access	RB	Total	Access	RB	Total	Access	RB	Total
0	4	4	2	5	7	3	9	12	0	1	1
1	23	24	1	26	27	17	21	38	2	4	6
2	8	10	0	10	10	10	16	26	0	3	3
0	4	4	4	4	8	8	10	18	1	1	2
7	6	13	6	6	12	5	7	12	0	0	0
30	53	83	13	49	62	19	30	49	2	0	2
0	3	3	0	1	1	0	4	4	0	0	0
0	2	2	0	3	3	3	3	6	0	2	2
0	1	1	0	1	1	2	7	9	0	2	2
11	10	21	4	11	15	15	25	40	1	4	5
0	2	2	0	1	1	1	5	6	0	3	3
1	10	11	0	2	2	1	20	21	0	2	2
7	11	18	3	9	12	18	22	40	1	4	5
3	2	5	5	3	8	10	8	18	0	1	1
4	7	11	3	4	7	3	7	10	0	0	0
2	3	5	0	2	2	2	7	9	0	0	0
8	20	28	5	10	15	7	9	16	0	2	2
3	6	9	4	5	9	7	22	29	2	4	6
0	18	18	0	18	18	0	21	21	0	5	5
32	59	91	19	67	86	22	52	74	1	6	7
4	9	13	1	13	14	5	6	11	2	2	4
0	6	6	0	4	4	0	8	8	0	3	3
9	15	24	2	8	10	12	15	27	0	6	6
0	5	5	4	8	12	1	18	19	0	2	2
9	20	29	4	21	25	17	9	26	3	0	3
1	15	16	3	10	13	5	7	12	0	2	2
5	10	15	4	11	15	5	9	14	2	3	5
6	20	26	5	29	34	9	25	34	3	3	6
0	16	16	2	3	5	0	26	26	0	4	4
5	6	11	5	6	11	3	10	13	0	3	3
11	54	65	4	26	30	6	39	45	0	7	7
5	1	6	2	7	9	1	7	8	0	1	1

C
D
E
J

2005

A

	A/C Rel. Crashes			A/C Rel. Inj.			MC Crashes			MC Injuries			A-TU Crashes			A-TU Injuries		
49	0	27	27	0	16	16	0	8	8	0	8	8	0	1	1	0		
186	31	32	63	20	13	33	1	11	12	1	12	13	1	5	6	2		
292	70	23	93	78	4	82	11	4	15	19	3	22	0	0	0	0		
36	1	12	13	0	5	5	0	15	15	0	14	14	0	0	0	0		
40	2	6	8	0	3	3	3	4	7	10	4	14	0	0	0	0		
28	5	7	12	3	4	7	1	8	9	1	11	12	0	0	0	0		
129	21	44	65	7	20	27	4	15	19	4	16	20	3	5	8	6		
239	30	54	84	26	18	44	6	21	27	6	21	27	1	3	4	2		
690	56	69	125	54	38	92	14	22	36	15	20	35	4	9	13	2		
120	5	35	40	5	21	26	0	16	16	0	20	20	0	8	8	0		
23	0	6	6	0	3	3	0	4	4	0	5	5	0	4	4	0		
72	9	13	22	1	4	5	0	3	3	0	1	1	3	1	4	1		
17	0	7	7	0	4	4	0	3	3	0	2	2	0	1	1	0		
83	8	16	24	9	3	12	3	4	7	5	13	18	0	1	1	0		
41	1	11	12	1	5	6	1	2	3	1	3	4	0	1	1	0		
22	2	13	15	0	4	4	0	5	5	0	5	5	0	1	1	0		
104	11	15	26	14	5	19	1	7	8	3	7	10	1	4	5	2		
278	35	19	54	48	8	56	7	10	17	10	11	21	4	1	5	8		
18	6	11	17	10	6	16	1	7	8	0	10	10	2	2	4	3		
51	2	17	19	0	6	6	1	7	8	2	3	5	0	2	2	0		
23	3	3	6	1	2	3	0	3	3	0	3	3	0	1	1	0		
584	68	68	136	47	16	63	12	12	24	25	12	37	4	3	7	6		
53	5	7	12	0	4	4	0	0	0	0	0	0	0	2	2	0		
	2,770			1,700			759			834			204					

Wirt
Wood

Ri.
Ro

P1.

2008
6

DRIVERS v w
 CINCINNATI
 UNIFORM
 TOTAL
 ELECTIONS
 FATAL
 ELECTIONS

P1.

Pi
 PRO

WISH
 WOOD

0	4	4	0	1	1	0	8	8	0	1	1
9	5	14	3	5	8	5	23	28	2	4	6
22	11	33	5	10	15	15	7	22	2	2	4
0	7	7	0	4	4	0	6	6	0	3	3
0	2	2	1	2	3	2	7	9	0	0	0
2	2	4	0	1	1	5	5	10	0	1	1
2	4	6	6	14	20	9	20	29	1	4	5
3	15	18	6	16	22	10	20	30	1	1	2
23	23	46	17	46	63	24	21	45	5	4	9
2	6	8	0	15	15	1	29	30	0	2	2
0	3	3	0	4	4	0	5	5	0	0	0
0	8	8	4	7	11	3	8	11	1	1	2
0	2	2	0	2	2	0	7	7	0	3	3
3	4	7	2	8	10	7	9	16	0	0	0
2	5	7	0	0	0	1	7	8	0	2	2
0	3	3	0	4	4	0	8	8	0	0	0
5	7	12	0	7	7	2	9	11	1	0	1
16	6	22	16	5	21	16	9	25	0	2	2
1	2	3	0	0	0	6	11	17	0	0	0
2	2	4	0	8	8	2	5	7	0	1	1
0	5	5	0	2	2	0	7	7	0	0	0
35	28	63	14	15	29	27	16	43	0	1	1
0	3	3	0	6	6	0	5	5	0	0	0
879			744			1,088			145		

2008
 8

Motorcycle Crashes	Motorcycle Related Injuries	ATV Crashes	ATV Related Injuries	CMV Crashes	CMV Injuries
0	0	3	5	9	1
38	37	3	3	95	72
3	3	3	10	17	6
3	2	1	0	20	7
10	10	1	4	11	1
41	36	1	1	124	35
0	0	1	2	4	0
5	6	2	2	4	1
1	1	0	0	8	5
18	18	5	5	55	18
4	6	5	7	3	1
5	10	1	1	17	5
11	17	1	2	31	17
11	12	5	5	10	6
7	7	0	0	10	9
10	11	2	2	10	6
27	25	3	2	85	26
12	15	2	0	25	14
28	25	1	1	33	24
83	81	13	1	284	122
9	12	2	4	31	18
0	0	4	7	12	5
8	11	5	6	39	20
3	3	5	10	20	14
21	22	6	7	43	5
11	9	8	6	19	6
6	9	4	4	28	16
21	23	6	6	74	31
13	15	3	4	19	11
2	2	4	3	31	28
47	54	8	8	118	36
2	1	1	1	3	0
12	10	2	0	11	7

C
D
G
5

2004
2

Total Ejections (Partial & Full)	Fatal Ejections
5	3
44	6
16	6
9	2
13	0
31	3
1	0
8	1
4	0
23	1
4	2
10	1
21	7
19	3
6	1
11	4
27	6
17	5
17	0
75	15
22	4
3	1
19	3
8	1
18	3
17	1
16	3
29	4
14	2
8	0
33	2
6	1
6	1

C D G
5

2009
4

MC Cashes MC Expenses ATW on ATW on MC on MC on

12	10	8	6	28	11
18	16	0	0	104	30
11	11	1	2	10	7
2	2	0	0	1	2
13	10	0	0	6	2
20	31	3	2	27	8
16	13	6	6	80	31
32	28	24	25	124	37
13	20	4	6	31	27
3	3	1	4	5	3
2	2	0	0	4	6
7	5	1	0	8	3
1	1	3	2	13	7
8	9	4	4	4	2
2	2	4	6	6	2
10	12	5	4	20	5
6	4	2	2	22	4
3	3	1	1	3	1
9	8	1	1	12	8
0	0	2	1	4	2
41	40	9	11	62	24
8	12	10	9	15	4
709	735	200	211	1,892	799

PA

Ri
Ri
Ri

port
wood

2009
6

Ejections

Fatal Ejections

15	3
9	0
6	1
1	0
5	0
27	3
19	2
43	9
14	1
7	1
2	0
10	2
5	1
15	1
6	0
16	4
2	0
4	0
8	2
3	0
39	2
16	2
832	126

Pl.

Ri
Ro.

Went
Wood

2004
2

Motorcycle Crashes	Motorcycle Related Injuries	ATV Crashes	ATV Related Injuries	CMV Crashes	CMV Injuries
7	7	5	6	8	2
26	22	1	1	92	45
7	11	0	0	23	6
6	10	2	2	12	4
14	22	3	2	13	9
48	47	0	0	133	59
4	4	2	3	1	0
3	2	1	1	7	6
1	1	0	0	1	0
23	22	8	7	55	27
3	3	1	1	2	1
4	4	0	0	10	6
9	10	3	4	42	15
10	9	9	9	7	5
4	4	1	0	4	2
6	4	3	5	13	6
25	32	5	4	104	27
10	11	5	5	31	11
21	24	1	0	24	20
67	63	24	32	323	129
7	8	1	2	44	17
2	2	5	5	9	4
2	3	8	10	45	27
1	0	4	4	23	18
11	11	0	0	52	22
20	15	6	3	27	2
10	17	3	5	35	15
31	35	9	15	78	40
18	19	3	6	33	12
6	7	11	8	25	19
50	46	10	7	150	57
4	3	1	1	5	6
10	6	1	1	15	10

C
D
G
5

2010
2

Total Ejections (Partial & Full)	Fatal Ejections
7	0
20	3
10	1
12	4
16	0
39	2
5	1
2	1
2	0
28	6
3	0
7	3
17	5
23	4
8	0
13	6
31	8
18	4
18	3
86	14
15	4
7	2
8	0
9	4
11	1
12	0
18	2
34	3
17	0
20	4
28	2
3	0
8	1

UAG

5

2010
4

	Mc Cashes	Mc Injuries	A-TN Cr.	A-TN Injuries	Crash Crashes	Crash Injuries
15	14	14	8	6	46	13
23	17	17	1	2	114	47
14	14	14	1	2	18	9
5	5	5	1	1	7	4
7	8	8	0	0	4	2
15	18	18	6	5	31	6
21	18	18	7	9	85	32
21	20	20	12	8	118	53
10	13	13	7	8	26	11
8	8	8	6	5	8	5
5	9	9	2	2	7	4
6	6	6	1	1	10	2
4	3	3	0	0	14	9
3	3	3	1	1	10	7
1	1	1	3	2	3	10
7	9	9	3	3	14	2
9	8	8	6	7	34	69
2	3	3	0	0	4	2
5	6	6	0	0	15	5
2	2	2	0	0	1	0
27	30	30	9	11	65	23
9	16	16	6	7	20	9
689	715	715	216	229	2,100	953

Pl

R.R.

Wint
wood

2010
6

Ejections Fatal Ejections

16	2
11	0
8	0
3	1
6	1
18	4
21	1
33	6
20	4
14	3
7	3
3	0
1	0
6	0
2	0
14	2
15	4
5	2
2	1
1	0
40	7
15	3
816	132

Pl.
R.
R.

Went
to
work

2010
8

Motorcycle Crashes	Motorcycle Related Injuries	ATV Crashes	ATV Related Injuries	CMV Crashes	CMV Injuries
2	2	1	1	13	5
34	91	1	1	141	89
7	8	2	1	15	7
0	0	0	0	16	0
2	2	1	0	20	10
24	42	2	2	120	36
5	7	3	3	2	0
1	1	1	0	5	1
2	2	0	0	16	5
11	10	12	6	70	27
0	0	3	2	5	0
7	8	1	0	15	11
26	47	7	11	36	6
14	12	3	4	22	13
4	3	0	0	9	7
10	27	1	0	23	13
6	6	1	0	102	31
8	7	5	4	34	18
16	11	0	0	43	43
54	87	12	13	299	110
5	1	3	2	26	4
9	39	3	2	10	19
5	3	10	5	34	8
4	6	5	4	27	15
14	27	2	1	41	9
14	12	4	3	49	5
6	4	2	3	40	23
14	12	5	5	74	41
11	11	1	2	15	3
3	0	5	2	23	7
24	25	1	1	143	62
4	4	5	7	4	4

2012
2

Children <8 Injured	Total Ejections (Partial & Full)	Fatal Ejections
6	6	1
43	55	9
3	20	4
6	0	0
11	4	0
51	16	5
4	4	0
1	4	1
5	3	0
17	16	2
6	5	2
9	8	1
11	22	5
3	21	4
8	12	2
4	9	1
36	18	1
11	15	4
14	11	1
89	58	5
9	18	2
4	13	0
24	19	2
17	5	2
7	13	1
17	15	2
11	16	2
30	29	5
14	12	0
13	12	5
40	36	3
6	17	3

2012
A

MC Crashes	MC Injuries	ATU Cr.	ATU Inj.	CMV Cr.	CMV Inj.
3	3	1	1	10	2
4	5	6	6	40	26
13	16	1	2	144	49
11	2	1	2	10	2
1	1	4	2	8	2
14	5	0	0	6	4
20	38	10	12	44	24
13	16	5	5	93	31
24	35	13	12	125	47
3	3	7	9	36	20
3	1	2	1	6	1
3	2	0	0	14	6
3	2	0	0	6	1
8	7	2	1	15	4
2	2	3	4	5	1
0	0	0	0	10	7
7	6	5	4	13	7
6	4	7	8	40	11
5	6	0	0	3	0
8	7	3	0	30	35
2	2	1	1	0	0
26	25	8	12	96	27
8	10	8	5	14	9
533	715	189	172	2,260	948

Port
Road

Ri.
No.

Pl.

2012
6

V Injuries

Expectations

Fatal Expectations

6	8	1
9	12	4
22	17	0
2	8	2
1	4	1
4	6	0
11	29	1
19	21	4
67	41	7
16	8	0
0	5	1
2	4	0
5	12	4
2	16	0
3	9	1
10	5	1
10	16	2
13	14	2
1	5	0
5	6	0
3	4	0
29	34	3
14	6	0
784	802	109

R R₃

PI.

Wirt Wood

2012
8

Cost Per Ci	Hours Per Citation
56.71	2.63
83.87	4.76
66.95	3.5
87.88	3.61
16.7	0.65
14.24	0.73
60.84	2.68
97.48	4.78
31.74	1.6
53.69	2.46
48.48	2.44
50.99	2.4
28.29	0.96
19.06	0.92
179.46	6
43.33	1.68
\$42.36	1.71

65.87	3.08
46.83	4
22.74	1.21
137.1	5.74
13.8	0.55
60.86	3.2
33.52	1.73
65.41	3.03
169.08	9.06
36.89	1.88
29.62	1.06
21.9	1.09
28.83	1.08
\$30.00	1.23

42.04	2.06
18	2
40.22	2.28
139.76	5.83
21.25	0.82

17.19	0.89
37.55	2.03
31.01	1.65
43.11	1.89
41.38	2.26
44.75	2.13
35.52	1.27
17.09	0.92
126	5.67
46.94	1.77
\$40.47	1.74

53.16	2.61
57.71	3.93
121	5.13
22.47	1.01
10.43	0.56
43.19	2.22
16.58	0.83
18.65	0.85
0	1.67
40.45	2
40.36	1.49
16.09	0.81
30.77	1.16
\$51.04	5.03

\$36.81	1.66
----------------	-------------

WEST UNION PD	1532.7	76	1	38	2	0	0	18	0	7	0
WOOD CSO	6292.77	239.67	2	58	1	0	0	17	1	70	0
FY 2011 - 13 of 21	\$151,290.06	5785.52	161	1972	560	6	571	34	1494	0	0
61.90%											

10/1/2010
9/30/2011

DODDRIDGE CSO	6431.68	315	8	49	0	2	4	10	24	0
GRANTSVILLE PD	36	4	0	0	0	0	1	0	1	0
HARRISVILLE PD	804.32	45.5	0	5	0	0	2	0	8	0
JACKSON CSO	3633.73	151.5	37	3	0	0	0	0	0	0
PARKERSBURG PD	59547.54	2075	32	911	448	8	266	21	464	0
PENNSBORO PD	1581.39	81.5	1	10	2	0	30	2	7	0
RIPLEY PD	1314.23	71	11	3	1	0	0	0	7	0
RITCHIE CSO	2977.35	158	6	42	2	0	1	0	22	0
ROANE CSO	4808.83	210.5	10	0	1	0	1	1	21	0
SPENCER PD	4469.34	244	8	1	2	0	8	1	32	0
ST MARYS PD	2248.35	108	5	5	1	0	4	2	3	0
VIENNA PD	22137.89	817	10	249	18	0	64	0	232	0
WEST UNION PD	1405.8	75	3	30	1	0	16	0	14	0
WIRT CSO	1133.97	51	2	3	0	0	0	0	1	0
WOOD CSO	7526.31	287.25	4	42	1	0	25	0	39	0
FY 2010 - 15 of 21	\$120,056.73	4694.25	137	1353	477	10	422	37	875	0
71.42%										

10/1/2009
9/30/2010

DODDRIDGE CSO	2604.88	128	4	12	0	0	2	5	3	0
HARRISVILLE PD	403.95	27.5	0	3	0	0	0	0	1	0
JACKSON CSO	3872.08	164	42	0	0	0	0	0	0	0
PARKERSBURG PD	10089.86	463.5	6	221	22	0	244	29	112	0
PENNSBORO PD	281.68	15	0	0	0	0	3	0	0	0

REGION3- GOALS, OBJECTIVES, AND ACTIVITIES

FY 2013-14

GOAL: To provide coordination and oversight of highway safety activities within the Mid-Ohio Valley Regional Highway Safety Program which consists of Calhoun, Doddridge, Gilmer, Jackson, Pleasants, Ritchie, Roane, Wirt, and Wood Counties.

OBJECTIVE: To involve law enforcement agencies, non-profit groups, government agencies, businesses, and the general public in the cause to reduce crashes, injuries, and fatalities in the region.

ACTIVITIES:

Continue the hiring of a program coordinator to oversee the program, to provide direction, and to coordinate various activities.

Provide for community participation by facilitating a Highway Safety Task Force which meets at least seven times throughout the year. The Task Force will meet the 4th Tuesday of each month – except for the months of June, July, August, and December.

Conduct a Highway Safety Advocate Awards Program in November 2013 to recognize community members for their participation in highway safety activities.

Maintain a listing of individuals within the region who will serve as Highway Safety Advocates on particular issues and projects. This list will be updated on at least a quarterly basis.

Contact the law enforcement agencies within the region a minimum of four times per month with at least one of these contacts being face to face.

Work with law enforcement agencies to support the MOV Highway Safety Program by obtaining support letters from at least 70 percent of the agencies.

Receive participation from at least 70 percent of the law enforcement agencies in an aspect of the MOV Highway Safety Program – DUI Programs, Occupant Protection Programs, Child Safety, Motorcycle Safety,

Assist the Governor's Highway Safety Program in conducting various surveys such as Seat Belt Surveys and Driver Attitudinal Surveys.

Work with Brian Bock regarding trainings and other activities with the Motorcycle Simulator throughout the MOV Region.

Conduct and/or facilitate at least one ATV Safety activity within the region.

Work with the various law enforcement agencies within the area with regards to appropriate highway safety training. The training can involve sending officers to specific training, having an officer become a certified trainer and train others within the region, or sponsor a training within the region for all law enforcement agencies to attend.

Work with law enforcement, non-profit groups, businesses, government agencies, and the general public on highway safety issues that may arise throughout the year.

GOAL: To make the highways in the MOVRSHP safer by reducing the number of fatalities, injuries, and crashes.

OBJECTIVE: To reduce the number of highway fatalities in the MOVRSHP area from 33 to 30 (10 percent) and to reduce the fatality rate from 1.767 to 1.59 (10 percent).

ACTIVITIES:

Encourage law enforcement agencies to enforce all traffic violations when conducting regular road patrols and /or overtime patrols.

Conduct public information and educational campaigns aimed at drinking and driving, speeding, occupant protection, distracted driving, etc.

OBJECTIVE: To reduce the ejections in fatal crashes from 14 to 12 (10 percent).

ACTIVITIES:

Enforce the occupant protection laws by having the various law enforcement agencies within the Mid-Ohio Valley area to not only participate in Click It

GOAL: To increase the number of DUI Arrests made in the MOVRHSP area.

OBJECTIVE: To reduce the number of alcohol related fatalities from 9 to 8 by September 30, 2014 and to reduce the Alcohol Related Fatality Rate from .482 to .433 (10 percent).

ACTIVITIES:

Have at least 17 local law enforcement agencies participate in the DUI Enforcement Programs throughout the year.

Provide training to law enforcement agencies which will help them become better educated with regards to drinking and driving.

Educate the general public on the dangers of drinking and driving by providing media information in terms of public service announcements, newspaper articles, radio and TV interviews, and distribution of educational materials.

Participate in the State and/or Federal mandated DUI Blitz periods throughout the year.

Assist law enforcement agencies to seek funding from the Commission on Drunk Driving Prevention for overtime enforcement activities.

OBJECTIVE: To reduce the number of Alcohol Related Crashes by 10 percent from 196 to 176.

ACTIVITIES:

Educate the citizens of the MOVRHSP about the dangers of drinking and driving by providing educational materials and public service announcements.

Work with local high schools and colleges to conduct at least five educational programs with the students regarding the dangers of drinking and driving.

Provide "the State standard" PBT to law enforcement agencies within the region.

Work with Deputy Rhodes with the Jackson County Sheriff Department to ensure all FSTs within the region are recalibrated as necessary.

Participate in the various State mandated patrols.

- Site 62 – Route 2/JC – from 79% to 85%
- Site 63 – Route 33 – from 76% to 80%
- Site 64 – Cottageville/JC – from 71% to 76%
- Site 65 – Route 21/JC – from 70% to 75%
- Site 66 – Gilmore/JC – from 63% to 70%
- Site 123 – Interstate 77/WC – from 83% to 87%
- Site 124 – Interstate 77/WC – from 90% to 92%
- Site 125 – Route 50/WC – from 90% to 92%
- Site 126 – Route 50/WC – from 87% to 90%
- Site 127 – Pike Street/WC – from 78% to 84%
- Site 128 – Gihon Road/WC – from 71% to 76%
- Site 129 – Route 14/WC – from 86% to 90%
- Site 130 – Routes 2 and 31/WC – from 78% to 84%
- Site 131 – Waverly Road/WC – from 92% to 95%
- Site 132 – Mt. Pleasant/WC – from 71% to 76%

ACTIVITIES:

Educate the citizens of the MOVRHSP about the importance of occupant protection use by providing public educational materials and media announcements on occupant protection.

Conduct a minimum of two TOPS courses during the grant year.

Encourage law enforcement agencies to concentrate on occupant protection issues during their regular patrols.

Collect the number of occupant protection citations issued by local law enforcement agencies on a monthly basis.

Enforce the occupant protection laws by having all the participating law enforcement become active in the Click It Or Ticket Program.

Encourage law enforcement agencies within the MOVRHSP to participate in seat belt enforcement overtime programs throughout the year.

Work with current child safety seat technicians within the MOVHRHSP area to ensure they remain current with their certification, to answer questions they may have, and to provide updated information.

Assist the child safety seat instructors within the region to ensure they remain current on their certification.

GOAL: To increase the efficiency and productivity of law enforcement officers who participate in the MOVHRHSP overtime programs.

OBJECTIVE: To decrease the hours per DUI arrest from the FY2012 time of 19.66 hours per DUI arrest to 17 hours per DUI arrest by the end of FY 2014.

ACTIVITIES:

Provide law enforcement officers with training needed on impaired driving issues so they can follow the proper procedures with regards to arresting an impaired driver.

Assist law enforcement agencies, as necessary, in how to determine the “more appropriate” times, days, and dates for DUI Overtime Enforcement.

Provide law enforcement agencies with a monthly update status report which indicates how well they are performing and if there are officers who need to increase their production.

OBJECTIVE: Increase the participation of Law Enforcement Agencies participating in the MOVHRHSP program from 16 in FY 2012 to 17 agencies by the end of FY 2014.

ACTIVITIES:

Meet with the current participating law enforcement agencies and encourage their continued participation.

Meet with the law enforcement agencies that are not participating and try to develop a plan for their involvement with the program.

ACTIVITIES:

Provide aggressive driving and speeding overtime funds to participating law enforcement agencies to target speeders.

Purchase radar units for law enforcement officers to use to enforce speed limits.

OBJECTIVE: Increase the number of red light citations issued from 360 in FY 2012 to 500 in FY 2014.

ACTIVITIES:

Provide Target Red funds to law enforcement agencies to participate in the Target Red Blitz period.

Encourage law enforcement agencies to focus on red light violations when conducting other overtime efforts and during regular patrols.

OBJECTIVE: Increase the number of total citations issued from 5,954 in FY 2012 to 7,000 by the end of FY 2014.

ACTIVITIES:

Increase the number of law enforcement agencies and officers who participate in the various overtime programs.

Provide a reward program for those who become involved and/or increase their production level from the previous year.

OBJECTIVE: Increase the number of sobriety checkpoints from 11 in FY 2012 to 20 in FY 2014.

ACTIVITIES:

Continue to work with various law enforcement agencies to acquire their participation in this Program.

Provide overtime funds for agencies to conduct sobriety checkpoints.

REQUIRED ACTIVITIES

Each Safe Community Project supported with GHSP funds must conduct the following activities:

COORDINATION / PROJECT DIRECTOR

1. The Project Director must successfully complete a NHTSA Project Management Class, and
2. The Project Director must successfully complete a forty (40) hour approved Instructor Development course, and
3. Develop and support at least one (1) Advocacy Group (i.e. MADD, SADD, Safe Kids, Etc.), and
4. Maintain a Directory of Highway Safety Advocates (i.e. Name, Address, Phone, E-Mail, etc.), and
5. Establish and maintain a Task Force with a minimum of three (3) meetings per year, and
6. Establish and conduct a Regional Highway Safety Award / Recognition program, and
7. Make face to face contact with each (100%) Law Enforcement Agency in the project's service area and secure (i.e. maintain a file) Letters of Support and Cooperation, and
8. Develop and support one **regional** Law Enforcement Liaison (L.E.L.) and one L.E.L. within **each** agency, and
9. Provide the GHSP with a Monthly Activity Report, CPS Installations, Media Report of the 20th day of the following month, and
10. Provide the GHSP details of upcoming events for the "Monthly Events Calendar" by the 25th of the preceding month, and
11. Prepare and submit to the GHSP by the C.O.B. on November 1, a detailed Year End report, and
12. Conduct at least one (1) PI&E/Law Enforcement effort for back to school, and
13. Conduct a minimum of six (6) Highway Safety Presentations to the private sector of the region, civic groups, and government excluding law enforcement agencies and schools, and
14. Maintain a PI&E relationship with DMV Regional Offices in your area, and

3. Provide funding/support (i.e. C.D.D.P., 410, etc.) for DUI activities (i.e. Checkpoint Strikeforce, and
4. Conduct a local PI&E/Media effort in cooperation with statewide Checkpoint Strikeforce campaign, and
5. Assist local law enforcement agencies in obtaining funding from the Commission on Drunk Driving Prevention (CDDP), and
6. Advocate for 100% attendance of DMV Administrative Hearings by officers and develop an activity to reduce them, and
7. Complete/submit all DMV Form 314 (DUI Information Sheet). Follow up at the request of GHSP to insure 100% submission. This form is available at www.dmv.wv.gov under Driver Services/Driver's Licenses/Forms.
8. PBT Project – The Governor's Highway Safety Program and the Commission on Drunk Driving Prevention are providing PBT's to local Law Enforcement Agencies. This is an attempt to standardize PBT's in West Virginia.
 - a. Each Coordinator shall receive either the training or train someone in their area to calibrate the local LE PBT's in their area, and
 - b. Each Coordinator shall not support any other type of PBT other than the approved standardized PBT, and
 - c. Each Coordinator shall assist the GHSP in distributing, tracking, and inventory of the PBT's.

OCCUPANT PROTECTION

GOAL & ACTIVITIES

To reduce the number of deaths and injuries through the increase in the proper use of safety restraints in traffic crashes by:

- 1) Participating in the May CIOT Blitz through enforcement and media/public awareness. Provide support and funding to participating law enforcement agencies, and
- 2) Participating in each of the three additional Occupant Protection enforcement waves as outlined in the Strategic Occupant Protection Plan by providing support and funding to participating law enforcement agencies, and

MEDIA

1. Facilitate earned media for local, regional and national highway safety activities, and
2. Cooperate with the DMV/GHSP Public Affairs staff in statewide media campaigns, and
3. Maintain a media report or file with all the activity generated by the Safe Community Project and report the activities to the DMV/GHSP Public Affairs Office AND GHSP Program Manager on a monthly basis.

SECTION 408 TRAFFIC RECORDS UCR AND UTC ACTIVITIES/TRAINING

1. Support efforts to convert law enforcement agencies to electronic reporting.

OTHER TRAFFIC SAFETY INITIATIVES

1. Conduct or facilitate a minimum of one ATV Safety Activity.
2. Conduct or facilitate a minimum of one Motorcycle Safety Activity, coordinating with the GHSP Motorcycle Safety Program Manager, i.e Motorcycle Simulator presentations in Driver's Education classes.
3. Conduct or facilitate Retail Alcohol Training Activities.
4. Participate in the annual Target Red (Red Light Running) Campaign through enforcement and media activities.
5. Conduct an enforcement campaign during School Bus Safety Week in October.
6. Conduct or facilitate at least one activity/media event on Distracted Driving, Cell Phone Use/Texting While Driving.

INNOVATIVE

1) Create innovative ideas and activities that directly relate to reaching the goals and objectives of the GHSP or to specific problems identified in the project's service area.

1. Speed

GOVERNOR'S HIGHWAY SAFETY PROGRAM
West Virginia Division of Motor Vehicles
STATE OF WEST VIRGINIA

FISCAL SUMMARY
Page 4

SAFE COMMUNITIES Grantee: Wood County Commission Budget Categories: F14-HS-03-402	Estimated Project Costs	Local Funds [Match]	Federal Funds Approved	Highway Safety Account #:
Administration			\$ 53,100.00	SA14-18-03
Project Coordinator Salary	\$ 36,000.00			
Clerical Assistant	\$ 5,000.00			
Travel - Coordinator	\$ 4,000.00			
Non-Coordinator Travel	\$ 3,000.00			
Task Force Support	\$ 1,500.00			
Regional Awards/Banquet	\$ 1,000.00			
Office Supplies/Printing/Postage	\$ 2,000.00			
Rent/Utilities/Parking/Storage	\$ 600.00			
Occupant Protection			\$ 10,000.00	OP14-05-03
High School Seatbelt Challenge	\$ 3,000.00			
OP-PI&E	\$ 6,000.00			
Seatbelt Enforcement Training	\$ 1,000.00			
Police Traffic Services			\$ 51,500.00	PT14-07-03
Red Light Running/Target Red	\$ 15,000.00			
Speed Enforcement	\$ 20,000.00			
Law Enforcement Training	\$ 1,000.00			
School Bus Safety Enforcement (Oct)	\$ 1,500.00			
LE Back to School Safety	\$ 2,000.00			
ATV/Bicycle Safety	\$ 12,000.00			
Paid Media			\$ 5,000.00	PM14-26-03
Newspaper/Radio/TV Advertising/PSA	\$ 5,000.00			
TOTAL PROJECT COSTS:	\$ 119,600.00			
TOTAL LOCAL FUNDS:		\$ -	\$ -	
TOTAL FEDERAL FUNDS:			\$ 119,600.00	
TOTAL APPROVED PROJECT:			\$ 119,600.00	

GOVERNOR'S HIGHWAY SAFETY PROGRAM
West Virginia Division of Motor Vehicles
STATE OF WEST VIRGINIA

FISCAL SUMMARY
Page 4

TRAFFIC SAFETY DATA SYSTEMS Grantee: Wood County Commission Budget Categories: F14-HS-03-408	Estimated Project Costs	Local Funds [Match]	Federal Funds Approved	Highway Safety Account #:
Equipment Electronic Submission	\$ 95,000.00		\$ 95,000.00	K914-01-03
Other Electronic Submission TR Training/Equip Installation	\$ 5,000.00		\$ 5,000.00	K914-02-03
TOTAL PROJECT COSTS:	\$ 100,000.00			
TOTAL LOCAL FUNDS:		\$ -	\$ -	
TOTAL FEDERAL FUNDS:			\$ 100,000.00	
TOTAL APPROVED PROJECT:			\$ 100,000.00	

GOVERNOR'S HIGHWAY SAFETY PROGRAM West Virginia Division of Motor Vehicles STATE OF WEST VIRGINIA		FISCAL SUMMARY Page 4		
MOTORCYCLE SAFETY Grantee: Wood County Commission Budget Categories: FY14-HS-03-2010	Estimated Project Costs	Local Funds [Match]	Federal Funds Approved	Highway Safety Account #:
Other Motorcycle Simulator Training	\$ 2,000.00		\$ 2,000.00	K614-01-03
TOTAL PROJECT COSTS:	\$ 2,000.00			
TOTAL LOCAL FUNDS:		\$ -	\$ -	
TOTAL FEDERAL FUNDS:			\$ 2,000.00	
TOTAL APPROVED PROJECT:			\$ 2,000.00	

GOVERNOR'S HIGHWAY SAFETY PROGRAM
West Virginia Division of Motor Vehicles
STATE OF WEST VIRGINIA

FISCAL SUMMARY
Page 4

ALCOHOL TRANSFER FUNDS Grantee: Wood County Commission Budget Categories: FY14-HS-03-154AL	Estimated Project Costs	Local Funds [Match]	Federal Funds Approved	Highway Safety Account #:
Alcohol			\$167,500.00	AL14-02-03
DUI Enforcement	\$ 60,000.00			
DUI Sobriety Checkpoints	\$ 10,000.00			
Underage Alcohol Enforcement	\$ 5,000.00			
MADD/SADD Support	\$ 500.00			
Alcohol/Impaired Driving Training	\$ 10,000.00			
Agency Incentives	\$ 50,000.00			
Underage Buyer Stipends	\$ 1,000.00			
PBT Recalibrations	\$ 1,000.00			
TIPS Materials	\$ 500.00			
PI&E Materials	\$ 10,000.00			
High School Prom/ Graduation Prevention Projects	\$ 5,000.00			
College Projects	\$ 2,500.00			
Officer Incentives/Awards	\$ 12,000.00			
Paid Media			\$ 10,000.00	PM14-03-03
Newspaper/Radio/TV Advertising/PSA	\$ 10,000.00			
TOTAL PROJECT COSTS:	\$ 177,500.00			
TOTAL LOCAL FUNDS:		\$ -	\$ -	
TOTAL FEDERAL FUNDS:			\$ 177,500.00	
TOTAL APPROVED PROJECT:			\$ 177,500.00	

GOVERNOR'S HIGHWAY SAFETY PROGRAM
West Virginia Division of Motor Vehicles
STATE OF WEST VIRGINIA


FISCAL SUMMARY
 Page 4


Distracted Driving Grantee: Wood County Commission Budget Categories: FY14-HS-03-405e	Estimated Project Costs	Local Funds [Match]	Federal Funds Approved	Highway Safety Account #:
Distracted Driving Enforcement Cell Phone/Texting Enforcement	\$ 25,000.00		\$ 25,000.00	TBD
TOTAL PROJECT COSTS:	\$ 25,000.00			
TOTAL LOCAL FUNDS:		\$ -	\$ -	
TOTAL FEDERAL FUNDS:			\$ 25,000.00	
TOTAL APPROVED PROJECT:			\$ 25,000.00	

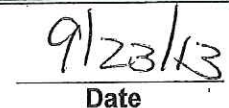
11. **PROJECT INCOME.** All income earned by the Sub-Grantee as a result of the conduct of this project, must be accounted for and included in the total budget.
12. **DISCRIMINATION PROHIBITED.** No person shall, on the grounds of race, color, sex or national origin, be excluded from participation in, be refused the benefits of, or to be otherwise subjected to discrimination under grants awarded by the Governor's Highway Safety Program.
13. **AUDIT.** It is the responsibility of the Sub-grantee to provide for the performance of an independent audit as detailed in the Highway Safety Administrative Manual. The Sub-Grantee further agrees to submit a copy of each audit to the Governor's Highway Safety Program, including a systematic statement for the timely and appropriate resolution of findings or recommendations.
14. **CONSULTANT/CONTRACTS.** No agreement or contract may be entered into by the Sub-Grantee for the execution of project activities or provisions of service which is not incorporated in the approved grant, and/or without the prior written permission of the Governor's Highway Safety Program. Grant approval does not constitute consultant/contract approval.
15. **PROPERTY ACCOUNTABILITY.** The Sub-Grantee shall establish and administer a system to control, protect, preserve, use, maintain, and dispose of any property or equipment furnished by the Governor's Highway Safety Program. The obligation continues as long as the property is retained by the Sub-Grantee notwithstanding the expiration of this agreement. Prior to the sale, trade-in, or disposal of property, disposition instructions will be obtained from the Governor's Highway Safety Program. The Sub-Grantee assures that all property shall be made available to the Governor's Highway Safety Program for inspection/inventory at the request of the Governor's Highway Safety Program.
16. **ACCOUNTING REQUIREMENTS.** Sub-Grantee agrees to record all project funds and costs following generally accepted accounting principles. A separate account number or cost recording must separate all project costs from the Sub-Grantee's other or general expenditures. Adequate documentation for all project costs and incomes must be maintained. Adequate documentation of financial and supporting materials, as defined in the Highway Safety Administrative Manual, must be retained and be available for audit purposes.
17. **OBLIGATION OF PROJECT FUNDS.** Funds may not, without prior written approval from the Governor's Highway Safety Program, be obligated prior to the effective date or subsequent to the termination date of the project period. Obligations outstanding as of the termination date shall be liquidated within thirty days.
18. **ASSUMPTION OF FUNDING.** The Sub-Grantee will assume the funding of improvements after a reasonable period of assistance.
19. **REPORTING OF IRREGULARITIES.** Sub-Grantees are responsible for reporting promptly to the Governor's Highway Safety Program the nature and circumstances surrounding any fiscal irregularities discovered. Failure to report known irregularities may result in suspension of the grant or other remedial action determined by the Governor's Highway Safety Program.
20. **PUBLIC AVAILABILITY OF INFORMATION.** The Sub-Grantee agrees to comply with the terms and conditions of pertinent Federal and State Freedom of Information Acts, and to require its contractors to comply with these requirements.
21. **CONFLICT OF INTEREST.** No public official or employee of the State of West Virginia, who performs any duties under the project, may participate in any administrative decision with respect to this project, if such a decision can be expected to result in any benefit or remuneration to him or his or his immediate family.
22. **CANCELLATION PROVISION.** If this project is not started within thirty days of the grant award, the Sub-Grantee will report to the Governor's Highway Safety Program by letter the steps taken to initiate the project. If after sixty days from the date of the grant award the project is still not operational, a further statement explaining the delay will be submitted by the Sub-Grantee to the Governor's Highway Safety Program. Upon receipt of the sixty-day letter, and unless warranted by extenuating circumstances, the Governor's Highway Safety Program will cancel the project and redistribute the funds to other projects.
23. **CRIMINAL PENALTIES.** Whoever embezzles, willfully misapplies, steals or obtains by fraud any funds, assets or property which are the subject of this grant, or whoever knowingly and willingly falsifies, conceals or covers up by trick, scheme, or device any material fact in any application/contract for assistance submitted to the Governor's Highway Safety Program shall be subject to prosecution.

Special Conditions

1. Law enforcement agencies in the Program Area must actively participate in the Click it or Ticket Campaign and any other Governor's Highway Program initiative to be eligible for reimbursement of overtime funding, equipment purchases, training, or any other activity.
2. Prior written approval by the Program Manager or Director must be obtained for all out-of-state travel. This applies to all individuals expecting reimbursement from Highway Safety funds. Estimated travel expenses must be included with the request for out-of-state travel.
3. All Requests for Reimbursement for Travel expenses must be submitted to the GHSP within 2 months of the travel dates.
4. Major budget category changes must be submitted in writing to GHSP Program Manager for approval. A line item within a major budget category may be adjusted without written approval **unless** it is more than 10% of the approved project cost of the line item.
5. Failure to submit required reports (Progress, Activity, Financial, or any other report required by the GHSP) may result in temporary suspension of the grant.
 - a. To reinstate the program, a letter of explanation signed by the Authorizing authority, Project Director and Fiscal officer must be submitted to the GHSP.
 - b. More than one suspension may result in termination of the program for the fiscal year.
6. All required monthly reports are due in the Highway Safety Office no later than the 20th day of the following month. Example: Reports for the period May 1 – May 31 are due June 20th.
7. The Program Coordinator must cooperate and participate with GHSP Staff and Law Enforcement Liaisons during all statewide initiatives and campaigns.
8. A change in the position of Coordinator must be approved by the GHSP before the position is filled. Because the success of the project depends on the abilities of the person in that position, the GHSP must be involved in the selection process.
9. During the National Impaired Driving Blitz's, all participating law enforcement agencies must conduct enforcement activities for a minimum of four days.
10. Failure to complete the "Coordinators Required Activities" may result in temporary or permanent suspension of the program. It is imperative to the success of the Highway Safety Program that these activities be implemented. If a particular activity(s) cannot be completed, a written detailed explanation must be submitted to the Program Manager as to why it cannot be completed
11. Grantees must submit a Final Request for Reimbursement to the GHSP no later than November 15, 2015 and must include **all** expenditures made **prior** to October 1, 2014. Any Request for Reimbursement submitted after November 15, 2015 for funds expended **prior** to October 1, 2014 will be denied.
12. Statewide media costs incurred by the GHSP are accepted and recognized by the Grantee as a supplemental benefit to complement their local and regional law enforcements efforts.


Signature of Authorized Official (Required) _____ Date _____


Signature of Project Director (Required) _____


Date

SERVICES

TKA shall provide administrative, management, and project oversight services to the Commission regarding their grantee status as to this program. Some of the items will include:

- Assembly of information from funded components of the Highway Safety Grant.
- Coordination of the distribution of grant funds to the program components.
- Coordination of the receipt of funds by program components.
- Coordination and oversight of all program components and activities of the grant.
- Coordination of quality assurances and report of funded components.
- Coordination of all reports to be made to the appropriate agent of the grant.
- Coordination of all planning and actual activities as outlined in the grant.
- Coordination of planning for continuance of grantee status for the Commission for the subsequent grant years.
- Coordination of the development for new programs for future consideration by the approved agent of the grantee.
- Any other activity, project, etc. which is required by the grant guidelines and/or may be necessary for the successful operation of the highway safety/safe community program.

MATERIALS

All materials that are necessitated in the carrying out of the service provisions of this Agreement shall be structured to be funded as indicated in the provisions of the grant.

TRAVEL/TRAINING

Grant funds shall be provided for travel and training of TKA and other appropriate individuals. West Virginia State Travel Regulations shall be followed as well as other guidelines and requirements of the Governor's Highway Safety Program.


Page Four

If for any reason the conditions or provisions of this Agreement are not carried out by TKA, the Commission shall pursue all administrative, contractual, and legal remedies available by law, including such sanctions and penalties which may be available through these remedies.

MODIFICATIONS TO AGREEMENT

The terms contained in this Agreement may be modified or amended at any time by mutual consent of the Commission and TKA. Any change or amendment shall be reduced in writing and signed by all parties and made part of this Agreement.

IN WITNESS WHEREOF, the parties hereto have signed this Agreement on this the 23rd day of September 2013.



By Its President:
Wayne Dunn
County Commission of Wood County
West Virginia



Tiano-Knopp Associates, Inc.

9/23/13
70/357

SEPTEMBER 23, 2013

IN THE COUNTY COMMISSION OF WOOD COUNTY, WEST VIRGINIA

IN RE: THE COUNTY COMMISSION PLACED MARK ABBOTT, WAYNE DUNN, LINDA KERN, LLOYD ROBERTS, MARTY SEUFER, TODD NELSON, TABITHA ANDERSON, CAROL JACKSON, TRACY HIGGINS AND ROBERT BEANBLOSSOM IN NOMINATION TO THE NEWLY CREATED WOOD COUNTY ALTERNATIVE TRANSPORTATION SYSTEM COUNCIL.

ORDER


The County Commission of Wood County, upon a motion made by David Blair Couch, seconded by Stephen Gainer and made unanimous by Wayne Dunn, did hereby place the following in nomination to the newly created Wood County Alternative Transportation System Council:

- | | |
|----------------------|---|
| Mark Abbott | representing trail user community |
| Wayne Dunn | representing private landowners |
| Linda Kern | representing City of Vienna |
| Lloyd Roberts | representing City of Williamstown |
| Marty Seufer | representing City of Williamstown |
| Todd Nelson | representing City of North Hills |
| Dr. Tabitha Anderson | representing WVU-P |
| Carol Jackson | representing Mid-Ohio Valley Regional Council |
| Tracy Higgins | representing Mid-Ohio Valley Regional Council |
| Robert Beanblossom | representing the WV State Parks |

Said nominations are pursuant to an Order appearing in Order Book 51, at Page 433 and bearing the date of April 1, 1991, dealing with the procedure policy for appointments to Boards and Authorities. Terms will be for two (2) years and will expire July 15, 2015.

APPROVED:

THE COUNTY COMMISSION OF WOOD COUNTY


Wayne Dunn, President


Stephen Gainer, Commissioner


David Blair Couch, Commissioner

9/23/13
70/358

SEPTEMBER 23, 2013

IN THE COUNTY COMMISSION OF WOOD COUNTY, WEST VIRGINIA

IN RE: THE COUNTY COMMISSION APPOINTED VINCE NEDEFF
AND JEREMY CROSS TO THE NEWLY CREATED WOOD
COUNTY ALTERNATIVE TRANSPORTATION SYSTEM
COUNCIL.


ORDER

The County Commission of Wood County, upon a motion made by Wayne Dunn, seconded by David Blair Couch and made unanimous by Stephen Gainer, did hereby appoint Vince Nedeff, representing the trail user community and Jeremy Cross, representing Wood County Parks, to the newly created Wood County Alternative Transportation System Council. Said appointments are pursuant to an Order appearing in Order Book 51, at Page 433 and bearing the date of April 1, 1991, dealing with the procedure policy for appointments to Boards and Authorities.

The terms will expire July 15, 2015.

APPROVED:

THE COUNTY COMMISSION OF WOOD COUNTY


Wayne Dunn, President


Stephen Gainer, Commissioner


David Blair Couch, Commissioner

A/1181

9/23/13
70/358

SEPTEMBER 23, 2013

IN THE COUNTY COMMISSION OF WOOD COUNTY, WEST VIRGINIA

IN RE: THE COUNTY COMMISSION PLACED SHARON LEWIS IN
NOMINATION FOR APPOINTMENT TO THE WOOD COUNTY
VETERANS PARK ADVISORY BOARD.

ORDER

On this date, the County Commission of Wood County, upon a motion made by David Blair Couch, seconded by Stephen Gainer and made unanimous by Wayne Dunn, placed Sharon Lewis in nomination for appointment to the Wood County Veterans Park Advisory Board.

Said vacancy is pursuant to an Order appearing in Order Book 51, at Page 433 and bearing the date of April 1, 1991, dealing with the procedure policy for appointments to Boards and Authorities. The term (term of Tom "Pat" Coakley) will expire December 31, 2016.

APPROVED:

THE COUNTY COMMISSION OF WOOD COUNTY


Wayne Dunn, President


Stephen Gainer, Commissioner


David Blair Couch, Commissioner

A/1182

Check Register Report for Wood County Commission

Report Date/ Time: 9/17/2013 9:29:44AM

Check No	Vendor Id	Vendor Name	Type	Check Date	Check Amount	Rec
5712	CHAPMAN	CHAPMAN PRINTING CO. INC	REGULAR	09/17/2013	330.66	
5713	CLEAR	CLEAR CHANNEL RADIO	REGULAR		250.00	
5714	DEAN'S	DEAN'S SCREENS INK	REGULAR		156.00	
5715	MILLER CO	MILLER COMMUNICATIONS IN	REGULAR		4,172.87	
5716	ODEPOT	OFFICE DEPOT	REGULAR		117.82	
5717	OGDEN	PARKERSBURG NEWS	REGULAR		418.00	
5718	T&S	T&S LAWN-LANDSCAPE INC	REGULAR		291.00	
5719	VERIZONW	VERIZON WIRELESS	REGULAR		294.71	
E-911 FUND Bank Id 107 Totals					6,031.06	
Report Totals					6,031.06	

Check Register Report for Wood County Commission

Report Date/Time: 9/17/2013 11:09:18AM

Check No	Vendor Id	Vendor Name	Type	Check Date	Check Amount	Rec
153217	APPLIED	APPLIED CONCEPTS INC	REGULAR	09/17/2013	6,206.50	
153218	ASTORG	ASTORG MOTOR CO	REGULAR		18.82	
153219	BAILEY IN	BILL BAILEY INSURANCE AGE	REGULAR		2,552.00	
153220	BAILEYN	NANCY BAILEY	REGULAR		50.00	
153221	BMS	BLENNERHASSETT MIDDLE SCH	REGULAR		750.00	
153222	CANON	CANON FINANCIAL SERVICES,	REGULAR		151.00	
153223	CARPENTERME	MEGAN CARPENTER	REGULAR		50.00	
153224	CARQUEST	CARQUEST	REGULAR		1,035.41	
153225	CHARLESTON AM	CHARLESTON AREA MEDICAL C	REGULAR		871.76	
153226	CHILD SAFETY	CHILD SAFETY SOLUTIONS IN	REGULAR		7,025.00	
153227	COMMUNITY S	COMMUNITY SERVICE COUNCIL	REGULAR		15.00	
153228	COV	CITY OF VIENNA	REGULAR		1,000.00	
153229	CRUM G	GWEN CRUM	REGULAR		27.18	
153230	CRYSTAL	CRYSTAL BEVERAGE CO.	REGULAR		59.50	
153231	DOMINIONH	DOMINION HOPE	REGULAR		131.71	
153232	ELITE SPORTS	ELITE SPORTS CENTER	REGULAR		2,500.00	
153233	ELLIS L	LAUREA ELLIS	REGULAR		50.00	
153234	FINLEY FI	FINLEY FIRE EQUIPMENT	REGULAR		680.38	
153235	FORE TIMB	FORE TIMBER CO., INC	REGULAR		97.95	
153236	GALLSLLC	GALLS, LLC	REGULAR		117.26	
153237	GLACIER	GLACIER MOUNTAIN BOTTLED	REGULAR		6.50	
153238	GLOBAL	GLOBAL GOV/ED SOLUTIONS I	REGULAR		123.62	
153239	HEALTH C	HEALTH COMMUNICATIONS INC	REGULAR		327.71	
153240	HORNOR	HORNOR & HARRISON	REGULAR		514.35	
153241	INTOXIMETERS	INTOXIMETERS	REGULAR		2,961.00	
153242	LOWES	LOWE'S COMPANIES, INC.	REGULAR		58.27	
153243	MCCLUNGT	TABETHA MCCLUNG	REGULAR		50.00	
153244	MEDEXPRESS	MEDEXPRESS CORPORATE CARE	REGULAR		290.00	
153245	MID-OHIOVRA	MID-OHIO VALLEY REGIONAL	REGULAR		850.00	
153246	MILLER CO	MILLER COMMUNICATIONS IN	REGULAR		213.50	
153247	MODERNM	MODERN MARKETING	REGULAR		642.97	
153248	MPH	MPH INDUSTRIES, INC	REGULAR		943.00	
153249	NEW IMAGE	NEW IMAGE MAIL SERVICES	REGULAR		1,375.38	
153250	P-LIBRARY	PARKERSBURG & WOOD COUNTY	REGULAR		281,977.54	
153251	PFDIST	PF DISTRIBUTION CENTER IN	REGULAR		1,278.00	
153252	PIFER'S S	PIFER'S SERVICE CENTER	REGULAR		717.72	
153253	PINEGROVE	PINE GROVE KENNEL	REGULAR		60.00	
153254	PSHSN	PARKERSBURG SOUTH HIGH SC	REGULAR		2,500.00	
153255	RICHARDSE	ERICA RICHARDS	REGULAR		50.00	
153256	RICOH	RICOH USA INC	REGULAR		1,090.16	
153257	RICOH USA		REGULAR		739.57	
153258	ROWLAND Y	YALONDA R ROWLAND	REGULAR		40.00	
153259	S W RESOU	S W RESOURCES	REGULAR		51.00	
153260	SAMS CLUB	SAM'S CLUB	REGULAR		165.50	
153261	SOFTWARES	SOFTWARE SYSTEMS INC	REGULAR		615.00	
153262	STATE TAX	STATE TAX DEPARTMENT	REGULAR		16,026.60	
153263	SUDDENLINKD	SUDDENLINK	REGULAR		121.13	
153264	TRAVELERS I	TRAVELERS	REGULAR		110.00	
153265	UNITED BANK	UNITED BANKCARD CENTER	REGULAR		538.16	
153266	USBANKEQUIP	US BANK EQUIPMENT FINANCE	REGULAR		323.10	
153267	USSSA WV	USSSA WV	REGULAR		2,500.00	

DRE

pl

Check Register Report for Wood County Commission

Report Date/ Time: 9/13/2013 10:36:03AM

Check No	Vendor Id	Vendor Name	Type	Check Date	Check Amount	Rec
1242	IRS-PAY	INTERNAL REVENUE SERVICE	REGULAR	09/13/2013	50,150.63	
1243			REGULAR		34,311.61	
1244	CHILD	CHILD SUPPORT ENF DIV	REGULAR		1,556.33	
1245	FSA	TASC	REGULAR		2,573.00	
153212	NRS	NATIONWIDE RETIREMENT SOL	REGULAR		2,805.83	
153213	PUBLIC DE	ONE COMMUNITY FEDERAL CRE	REGULAR		17,675.00	
153215	WCFA	WOOD COUNTY FIREFIGHTERS	REGULAR		6,000.00	
GENERAL FUND Bank Id 101 Totals					115,072.40	
Report Totals					115,072.40	



[Handwritten Signature]
[Handwritten Initials]

Check Register Report for Wood County Commission

Report Date/ Time: 9/17/2013 8:58:39AM

Check No	Vendor Id	Vendor Name	Type	Check Date	Check Amount	Rec
1043	UNITED NB	UNITED BANK LOAN PROCESSI	REGULAR	09/17/2013	3,258.27	
COAL SEVERANCE TAX Bank Id 201 Totals					<u>3,258.27</u>	
Report Totals					<u>3,258.27</u>	



Check Register Report for Wood County Commission

Report Date/ Time: 9/17/2013 9:39:19AM

Check No	Vendor Id	Vendor Name	Type	Check Date	Check Amount	Rec
1049	ALLEN E	EMMIT ALLEN	REGULAR	09/17/2013	1,559.70	
1050	MID-OHIOVRA	MID-OHIO VALLEY REGIONAL	REGULAR		2,012.42	
1051	OGDEN	PARKERSBURG NEWS	REGULAR		227.44	
SPECIAL LAW ENFORCEMENT Bank Id 173 Totals					3,799.56	
Report Totals					3,799.56	

Handwritten signature and initials in the bottom right corner of the page.

Check Register Report for Wood County Commission

Report Date/ Time: 9/17/2013 9:44:43AM

Check No	Vendor Id	Vendor Name	Type	Check Date	Check Amount	Rec
3018	VERIZONW	VERIZON WIRELESS	REGULAR	09/17/2013	1,410.16	
3019	WORKINGMA	WORKINGMAN'S STORE	REGULAR		443.92	
HOME CONFINEMENT Bank Id 108 Totals					1,854.08	
Report Totals					1,854.08	



Check Register Report for Wood County Commission

Report Date/ Time: 9/17/2013 9:46:39AM

Check No	Vendor Id	Vendor Name	Type	Check Date	Check Amount	Rec
304	INTRADO	INTRADO	REGULAR	09/17/2013	11,191.20	
305	TIBURON	TIBURON INC	REGULAR		67,500.00	
CAPITAL RESERVE Bank Id 247 Totals					78,691.20	
Report Totals					78,691.20	

JRC

M

Check Register Report for Wood County Commission

Report Date/ Time: 9/17/2013 9:36:32AM

Check No	Vendor Id	Vendor Name	Type	Check Date	Check Amount	Rec
5297	ALERE	ALERE TOXICOLOGY SERVICES	REGULAR	09/17/2013	795.00	
5298	CRYSTAL	CRYSTAL BEVERAGE CO.	REGULAR		62.50	
5299	DOMINIONH	DOMINION HOPE	REGULAR		24.58	
5300	REDWOOD	REDWOOD TOXICOLOGY LABORA	REGULAR		2,060.00	
5301	REDWOOD TOXIC		REGULAR		50.95	
5302	RICOH	RICOH USA INC	REGULAR		185.00	
5303	SUDDENLINKD	SUDDENLINK	REGULAR		204.97	
5304	TRANSMED	TRANSMED CO.	REGULAR		285.14	
5305	TYLER	TYLER MOUNTAIN WATER CO I	REGULAR		23.27	
5306	UNITED BANK	UNITED BANKCARD CENTER	REGULAR		84.70	
COMM.CRIMINAL JUSTICE FUND Bank Id 172 Totals					3,776.11	
Report Totals					3,776.11	

JRO

AM

9/23/13


70/358

STATE OF WEST VIRGINIA
COUNTY OF WOOD

}

TO -WIT:

I, Sean Andrews, do solemnly swear that I will support the Constitution of the United States, the Constitution of the State of West Virginia, and that I will faithfully and impartially discharge the duties of the office of the Wood County Civil Service Commission for Deputy Sheriffs in and for Wood County, West Virginia, to the best of my skill and judgment, during my continuance in the same; SO HELP ME GOD.



Subscribed and sworn to, before County Commission of Wood County, West Virginia, this 23rd day of SEPT, 2013.


County Commission of Wood County