

IN THE COUNTY COMMISSION OF WOOD COUNTY, WEST VIRGINIA

NO. 1 COURT SQUARE, SUITE 203  
PARKERSBURG, WV 26101

IN RE: MINUTES OF MEETING HELD  
THURSDAY, NOVEMBER 2, 2023

PRESENT: DAVID BLAIR COUCH, PRESIDENT  
ROBERT K. TEBAY, COMMISSIONER  
JAMES E. COLOMBO, COMMISSIONER

At 9:30 A.M., the County Commission of Wood County met in regular session. They signed purchase orders, invoices and other correspondence.

The County Commission, upon a motion made by David Blair Couch, seconded by James E. Colombo and made unanimous by Robert K. Tebay, approved minutes of October 5, 12 and 16, 2023.

The County Commission, upon a motion made by David Blair Couch, seconded by James E. Colombo and made unanimous by Robert K. Tebay, approved Erroneous Assessment Applications in regard to real and personal property. Copies are attached to these minutes and shall be made a part thereof.

**AGENDA AND DISCUSSION ITEMS**

At 9:30 A.M., Greg Collins from the North Star Child Advocacy Center met with the County Commission to update them on their facility. He stated they are losing grant funding in the amount of \$50,000.00 next July. They are looking at the counties and municipalities to help make up the funding. The County Commission stated they will assist.

Having no scheduled appointments or further business to attend to, the County Commission adjourned at 10:27 A.M.

**ORDERS APPROVED AND ATTACHED TO THESE MINUTES**


A/2858 and A/2859

APPROVED:


THE COUNTY COMMISSION OF WOOD COUNTY



David Blair Couch, President



Robert K. Tebay, Commissioner



James Colombo, Commissioner

Wood County Commission Meeting  
Held November 2, 2023

**Please Print**

1.	GREG COLLINS - NORTH STAR CAC
2.	Sharon Anderson - Williamstown Bank
3.	Teresa Cunningham - Williamstown Bank
4.	
5.	
6.	
7.	
8.	
9.	
10.	
11.	
12.	
13.	
14.	
15.	
16.	
17.	
18.	
19.	
20.	



Wood County Commission  
Agenda

November 2, 2023  
No. 1 Court Square, Suite 203  
Parkersburg, WV 26101

9:30 A.M.	Update on the North Star Child Advocacy Center	Greg Collins
	Administrator's Report	Marty Seufer, County Administrator
	County Commission Reports	

---

Discussion, Review and Approval of expenditures and disbursements identified on Exhibit 1, hereto attached

---

Correspondence for this meeting will be available for public review during regular office hours in Room 205 of the Wood County Courthouse two (2) days prior to the meeting

---

Discussion, Review and Approval of the following items may be included during this meeting and are available for public inspection in the Office of the County Administrator two days prior to this meeting.

Budget revisions

Purchase orders and requisitions

Revisions, reimbursement requests, resolutions and correspondence for grants

Grant disbursements to other entities

Invoices for expenditures to be paid

Reimbursements for travel expenses

Bid specifications and procedures for bids previously authorized by the Commission

Monthly Hotel Occupancy Tax Collection disbursements

Disbursements for previously approved Innovative Programming Grants

Tax refunds, exonerations, improprieties and consolidations

Probate items, including settlements, petitions and Fiduciary Commissioner reports

General Fund disbursements to entities

Funding requests from local organizations by written form

Payroll modification as submitted by elected officials



## What you need to know about North Star:

There are 21 other Child Advocacy Centers (CAC) in West Virginia, with all counties officially covered except for nine (9).

North Star is the largest CAC in West Virginia, serving Wood, Wirt, Ritchie, Pleasants and Calhoun Counties.

North Star is the busiest CAC in the state, seeing over 600 children in each of the last three years. As of the end of the business day on November 1<sup>st</sup>, North Star has performed forensic interviews on 515 children thus far in 2023.

The **only** children North Star will interview are the ones that are referred to them from law enforcement or Child Protective Services. We are not a walk-in facility.

At this time, there are nine (9) CACs in West Virginia that are partially funded by County Commissions. Three (3) are funded by municipalities.

There is a new State Report due to us any day. The one provided to you is for the previous fiscal year. The figures I have alluded to are calendar year statistics.

On July 1, 2024, North Star CAC will lose the Encova (once BrickStreet) grant that has been utilized for the last eight (8) years, providing \$50,000 per year, will no longer exist. In addition, the VOCA (federal) grant that several local non-profits utilize will face a 50% cut.

Below are the figures regarding the number of Wood County children seen over the past three (3) years:

2020 = Total forensic interviews = 602  
Wood County children = 425  
**71% Wood County**

2021 = Total forensic interviews = 606  
Wood County children = 462  
**76% Wood County**

2022 = Total forensic interviews = 618  
Wood County children = 461  
**75% Wood County**

2023 = Total forensic interviews as of Oct. 25 = 500  
Wood County children = 403  
**80% Wood County**



**W. Gregory Collins**  
Executive Director

304-917-4437, Ext. 100  
Toll Free: 833-245-4437  
Cell: 304-483-8139

200 Star Avenue, Suite 212  
Parkersburg, WV 26101  
g.collins@northstarcac.org



## Who We Are

North Star Child Advocacy Center is a nationally-accredited, safe, child-friendly facility where child protection, criminal justice, and child treatment professionals work together to investigate abuse, hold offenders accountable, and help children heal. North Star Child Advocacy Center creates a safe environment for children to tell their stories and begin their path to healing, because we know that abuse does not define who a child is or who they will become.



## How to Report Abuse

If you suspect a child under the age of 18 is being abused or neglected, or is at risk for abuse or neglect, you should make a report to CPS by calling **1-800-352-6513** and to your local law enforcement agency.

If this is an emergency, please call **911**.



## Contact Us

-  200 Star Ave. Suite 212  
Parkersburg, WV 26101
-  304.917.4437
-  [northstarcac.org](mailto:northstarcac.org)  
[nscac@northstarcac.org](mailto:nscac@northstarcac.org)



**NORTH STAR**  
CHILD ADVOCACY CENTER  
*A Guiding Light for Children Since 2014*



**Empowering children.  
Restoring hope.  
Ending abuse.**

North Star Child Advocacy Center, Inc. ensures guidance, protection, and help to children and families affected by abuse.

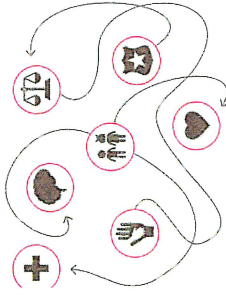


**NORTH STAR**  
CHILD ADVOCACY CENTER  
*A Guiding Light for Children Since 2014*

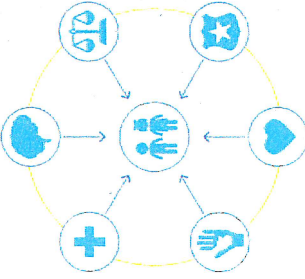
# What Is a Child Advocacy Center?

Before child advocacy centers (CACs), child survivors of abuse were moved from agency to agency and endured multiple interviews in different settings, potentially causing further trauma. A child advocacy center turns this model upside down by bringing together child protection and criminal justice professionals in a single, child-friendly facility where victims of abuse can safely share their stories and help bring those accountable to justice.

Without CACs

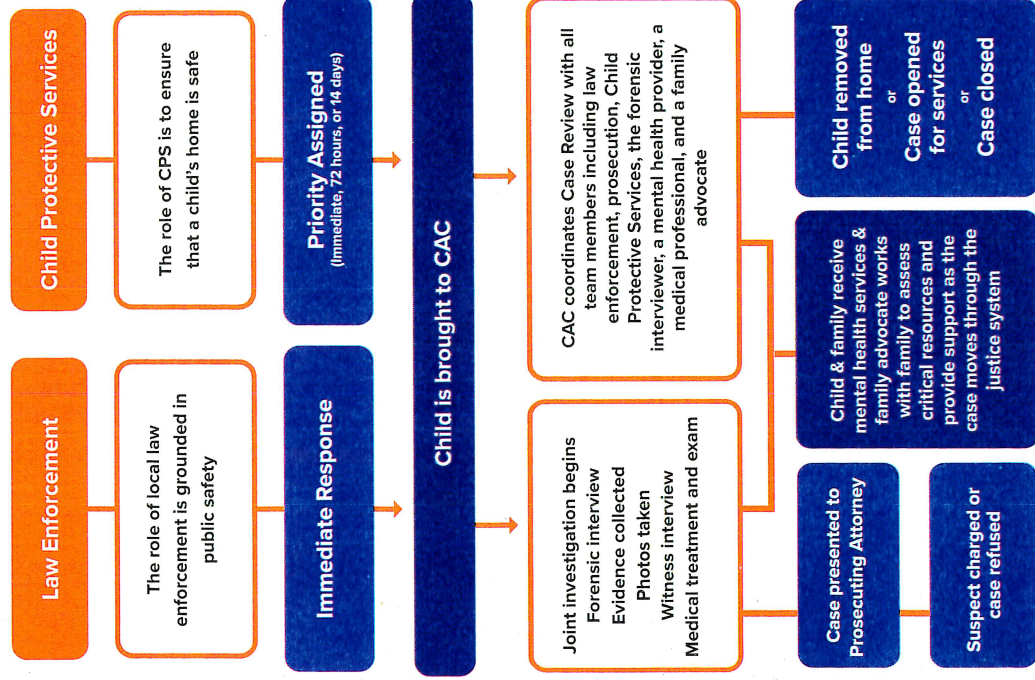


With CACs



# We Help, Guide, and Protect Abused Children and Their Families

All of our services are aimed at reducing trauma so that children and families may begin the healing process. North Star Child Advocacy Center services are provided to those who need it, regardless of their trauma, level of need, or ability to pay.



# Investing In Communities

Through the generosity of our funders and donors, North Star Child Advocacy Center is able to provide all services at no out-of-pocket costs to children and families. Our CAC offers the following age-appropriate services:

- ★ Forensic interviews
- ★ Medical exams
- ★ Evidence-based therapy
- ★ Family advocacy
- ★ Crisis intervention

# Why the CAC Model Works

One in every 10 children in West Virginia will be a victim of sexual abuse by their 18th birthday. But child abuse does not define who a child is or who they will become. Our child advocacy center believes that children and families need a safe, child-friendly place to turn when they have a concern about abuse. Once a referral is made through Child Protective Services and/or law enforcement, the CAC warmly welcomes the child and family.







# North Star CAG Forensic Interviews by Year



# 2021-2022 CHILDREN'S LISTENING PLACE CAC DATA REPORT



**wvcan**

Empowering children. Restoring hope. Ending abuse.

# Contents

<b>Children Served</b> .....	<b>2</b>
Official Service Area & Children Served .....	3
Children with Disabilities .....	3
<b>Alleged Offenders</b> .....	<b>4</b>
<b>2021-2022 Reported Abuse</b> .....	<b>5</b>
<b>2021-2022 CAC Services Performed</b> .....	<b>7</b>
Services Provided .....	7
Service Comparison by Year.....	7
<b>Service Caseloads</b> .....	<b>9</b>
Victim Advocacy.....	9
Case Coordination Caseload .....	9
<b>2021-2022 Criminal Justice Response</b> .....	<b>10</b>
<b>2021-2022 Outcome Measurement System (OMS)</b> .....	<b>11</b>
Initial Caregiver Survey .....	12
MDT Survey .....	13
<b>CAC Budgets</b> .....	<b>15</b>
Incomes.....	15
Expenses.....	15

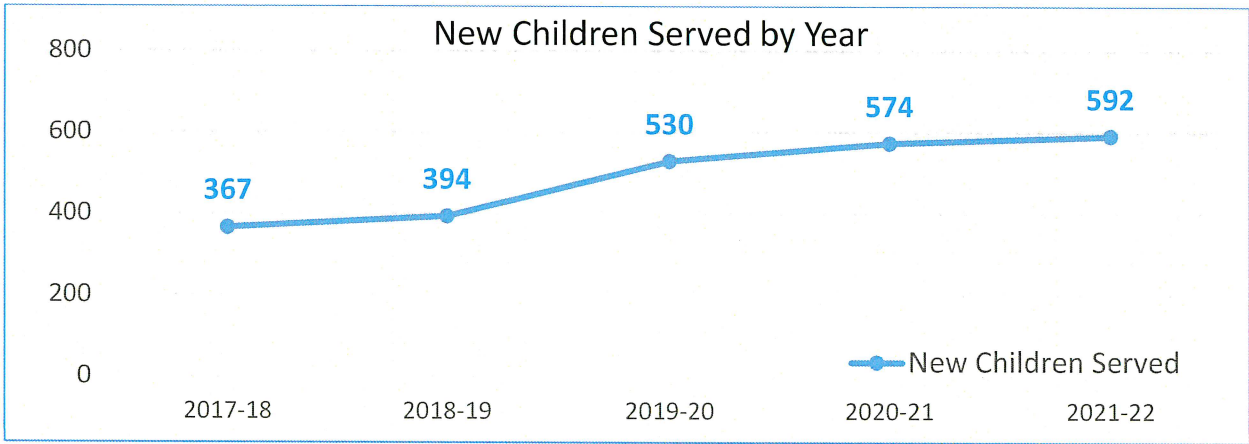
# Children Served

New Children Served = *592				
	Number of New Children Served at CLP CAC	% New Children Served at CLP CAC	% New Children Served in WV CACs	% CAC-Served Children Nationally**
Male	252	43%	39%	33%
Female	337	57%	61%	64%
Other	3	1%	1%	3%
<b>Age</b>				
0-6 years	153	26%	24%	27%
7-12 years	247	42%	42%	37%
13-18+ years	192	32%	34%	33%
Undisclosed Age				
<b>Race/Ethnicity</b>				
White	535	90%	89%	49%
Black/African American	7	1%	3%	17%
Hispanic/Latino	5	1%	1%	18%
American Indian	0	0%	0%	2%
Asian/Pacific Islander	0	0%	0%	1%
Other***	45	8%	6%	6%

\* This represents

- a 3.14% increase from the number of new children served in FY 2020-2021
- a 61.31% increase of new children served in the last 5 years (FY 2017-18 to present)

\*\* Nationally, <1% of kids did not have a disclosed age. For national race/ethnicity info, "other" and "undisclosed" are combined. WV CACs do not track these separately.



## Official Service Area & Children Served

WV CACs officially serves 45 of 55 counties in the state and provide courtesy services to children in the counties not officially served by a CAC. The full array of CAC services are available to 325,325 (or 94%) of the state’s children. This leaves 33,770 children without direct access to the services of a CAC.

Service Rate Comparison Per 1,000 Children in Official Service Area				
	Counties Officially Served	Child Population in Official Service Area	# New Children seen by CAC in 2020-2021	Rate of New Children Served by Child Population*
<b>STATE TOTAL</b>	<b>45</b>	<b>325,218</b>	<b>4,703</b>	<b>14.46</b>
<b>CHILDREN’S LISTENING PLACE CAC</b>	Wood, Richie, Pleasants, Wirt, Calhoun	22,995	592	25.75

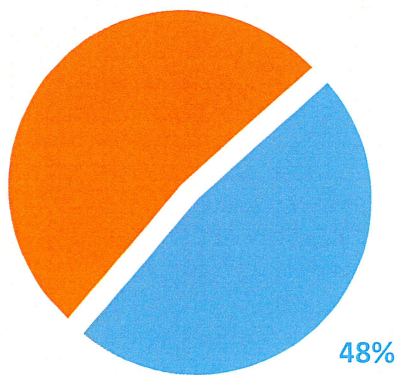
\* Populations based on estimates for individuals under age 18 per county from US Census Data for all counties officially served by a particular CAC. Rates per 1,000 children in population of official service area.

Forensic Interview Rate Comparison Per 1,000 Children in Official Service Area				
	Counties Officially Served	Child Population in Official Service Area	# Forensic Interviews in 2020-2021	* Rate of Forensic Interviews by Child Population
<b>STATE TOTAL</b>	<b>45</b>	<b>325,218</b>	<b>4,374</b>	<b>13.45</b>
<b>CHILDREN’S LISTENING PLACE CAC</b>	Wood, Richie, Pleasants, Wirt, Calhoun	22,995	597	25.96

\* Populations based on estimates of individuals under age 18 per county from US Census Data for all counties officially served by a particular CAC. Rates per 1,000 children in population of official service area.

## Children with Disabilities

Children with Reported or Suspected Disabilities



In the 2021-2022 fiscal year, approximately 48% of children served at CLP CAC had at least one reported or suspected disability compared to an approximate average of 27% (Range 0% - 95%) of children served by all WV CACs. From available data on WV’s public schools, it is estimated that 19% of children enrolled in public schools have some form of disability (ideadata.org). Due to differences in how CACs and the Department of Education collect/report these numbers, this is only a rough comparison.

# Alleged Offenders

Alleged Offender Relationships				
	Individuals	% Total Alleged Offenders at CAC	% of Total Alleged Offenders in WV CACs*	% of Total Alleged Offenders in CACs Nationally*
<b>Total</b>	<b>542</b>	-	-	-
<b>Parent</b>	<b>306</b>	56%	46%	34%
<b>Step-Parent</b>	<b>63</b>	12%	9%	6%
<b>Other Relative</b>	<b>72</b>	13%	22%	21%
<b>Parent's Boyfriend/Girlfriend</b>	<b>50</b>	9%	10%	6%
<b>Other Known Person</b>	<b>57</b>	11%	21%	23%
<b>Unknown Person (UNIDENTIFIED)</b>	<b>13</b>	2%	4%	13%
<b>Unknown Person (STRANGER)</b>	<b>9</b>	2%	1%	

\* Alleged offenders may have multiple victims, and therefore different relationship to more than one child. This creates a slight discrepancy in the number of alleged offenders and the number of relationships reported.

\*\* Nationally, unknown/unidentified and unknown/stranger are not separated.

Age of Alleged Offenders				
	Individuals	% Total Alleged Offenders at CAC	% of Total Alleged Offenders in WV CACs	% of Total Alleged Offenders in CACs Nationally
<b>Under 13</b>	<b>5</b>	1%	3%	6%
<b>13 to 17</b>	<b>24</b>	4%	10%	11%
<b>18+</b>	<b>506</b>	93%	82%	64%
<b>Unknown</b>	<b>7</b>	1%	4%	20%

# 2021-2022 Reported Abuse

ALLEGED (Reported) Abuse				
	# New Children Served at CAC	% New Children Served at CAC	% in WV CACs*	% National
Sexual Abuse	250	42%	52%	65%
Physical Abuse	240	41%	25%	20%
Drug Endangerment	221	37%	15%	3%
Neglect	175	30%	13%	8%
Witness to Violence	276	47%	19%	8%
Commercial Sexual Exploitation***	5	1%	1%	-
Exposure to Pornography***	6	1%	1%	-
Depiction in Pornography***	7	1%	1%	-
Other	38	6%	9%	8%

\* Alleged abuse refers to the concerns/reports that brought a child to the CAC in the first place. Regardless of the severity, number of events, etc. an individual child is only counted once in each broad category.

\*\* A child may have experienced more than one type of abuse, so this column is not meant to add up to 100%. For example, 70% of kids served by WV's CACs last year were there due to allegations of sexual abuse, but they may also be included in the percentages of children served due to reports of neglect.

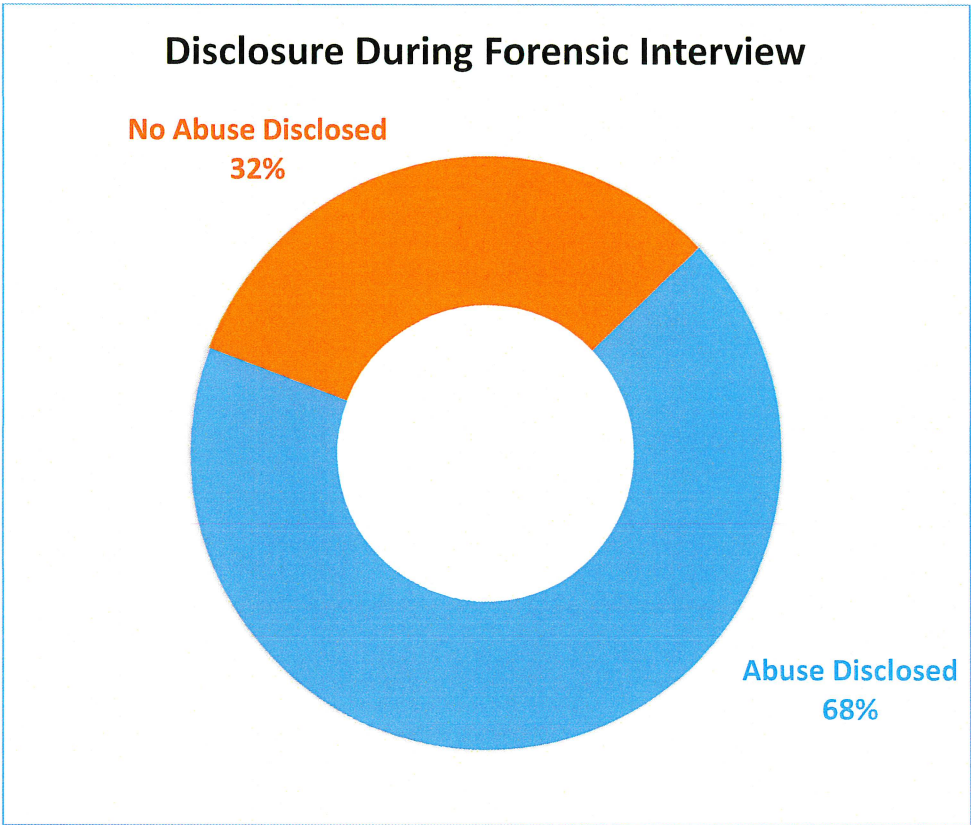
\*\*\* These are not tracked separately from sexual abuse on the national level.

DISCLOSED Abuse			
	# New Children Served at CAC	% New Children Served at CAC	% in WV CACs*
Sexual Abuse	117	20%	27%
Physical Abuse	178	30%	20%
Drug Endangerment	132	22%	13%
Neglect	109	18%	11%
Witness to Violence	161	27%	19%
Commercial Sexual Exploitation***	3	1%	<1%
Exposure to Pornography***	4	1%	3%
Depiction in Pornography***	4	1%	1%
Other	16	3%	7%

\* Disclosed abuse refers to what the child disclosed during the forensic interview, but does not include what may have been uncovered by the MDIT investigation. Regardless of the severity, number of events, etc. an individual child is only counted once in each broad category. Disclosed abuse is not tracked nationally.

\*\* A child may have experienced more than one type of abuse, so this column is not meant to add up to 100%. For example, 70% of kids served by WV's CACs last year were there due to allegations of sexual abuse, but they may also be included in the percentages of children served due to reports of neglect.

\*\*\* These are not tracked separately from sexual abuse on the national level.



---

In the 2021-2022 fiscal year, 68% of children who received a forensic interview at CLP CAC disclosed abuse compared to 66% statewide. 32% of children interviewed made no disclosure of abuse during the forensic interview (compared to 33% statewide). Even when a child does not disclose, the MDIT may still have good cause to investigate the reports that prompted the child’s services at the CAC. This breakdown is consistent with last fiscal year.

---

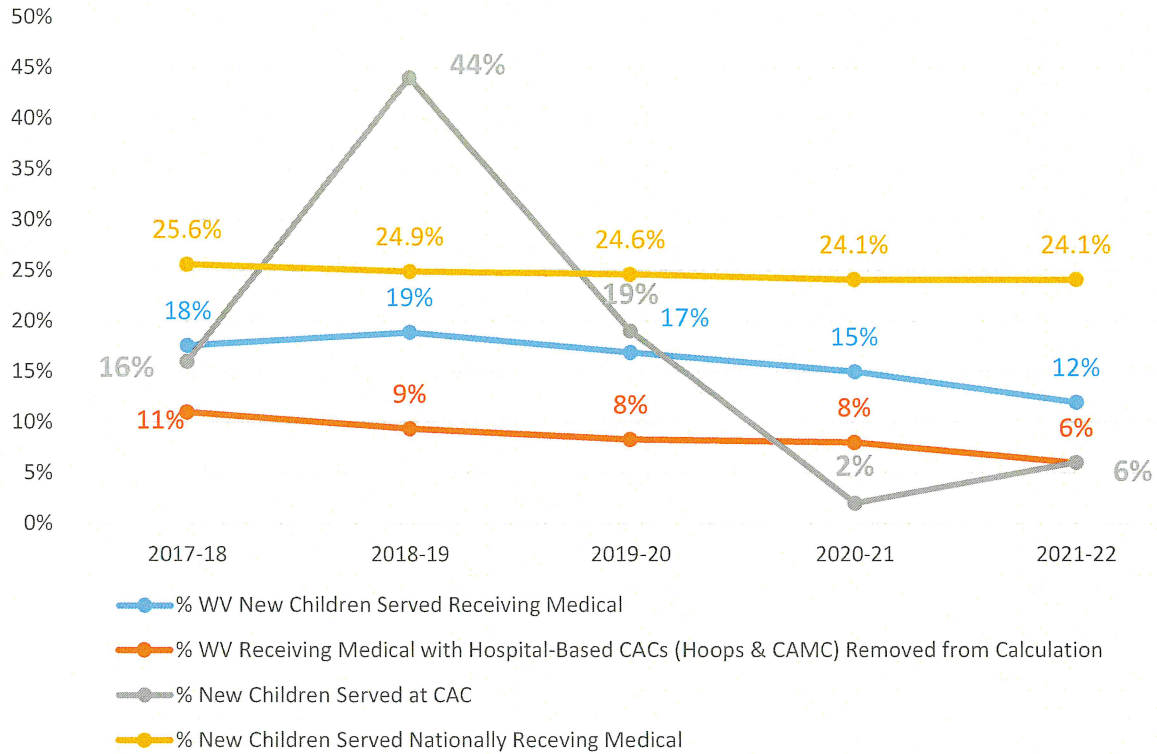


## 2021-2022 CAC Services Performed

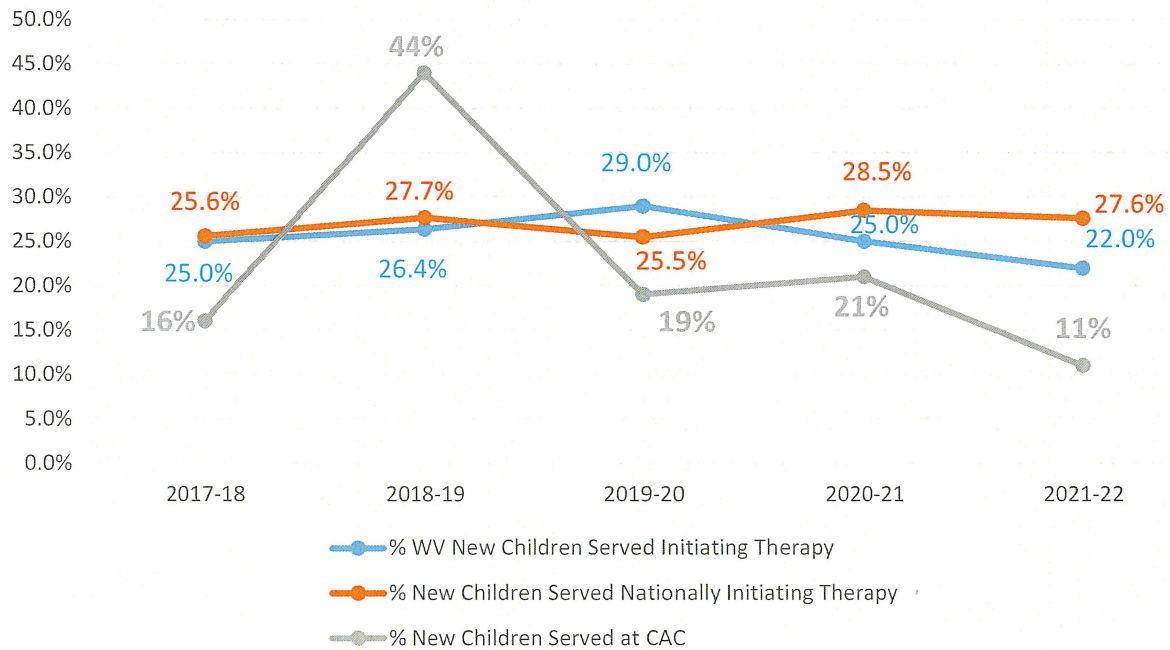
Services Provided				
	Number of New Children Served at CAC	% New Children Served at CAC	% New Children Served in WV CACs**	% CAC-Served Children Nationally
Forensic Interviews (Total)	597	100%	93% (Range = 58% - 100%)	91%
Forensic Interviews On-site	591	100%	92%	90%
Forensic Interviews Off-site	0	0%	<1%	2%
Extended Forensic Interviews	6	1%	1%	-
Medical Referrals	35	6%	6% (Range = 0% - 33%)	-
Medical Evaluation/Treatment Received	33	6%	12% (Average w/ hospital-based CACs removed = 6%; Range = 0% - 38%)	31%
Referral to Therapy/Counseling	67	11%	41% (Range = 6% - 100%)	38%
Therapy/Counseling Initiated	67	11%	22% (Range = 8% - 46%)	28%

Service Comparison by Year					
	21-22	20-21	19-20	18-19	17-18
Forensic Interviews	597	614	532	348	350
Medical Evaluation/Treatment	33	10	7	12	10
Therapy/Counseling Initiated	67	119	100	174	60

### % New Children Served Receiving Medical Evaluation



### % New Children Served Initiating Therapy



## Service Caseloads

### Victim Advocacy

CACs report the number of alleged child victim clients and non-offending caregivers who received direct victim advocacy at the CAC during each 6-month reporting period. However, advocacy services can have tremendous impact on more than just the individuals received (such as the siblings of a child receiving direct services). Individuals are only counted once per reporting period, regardless of the number, type, or duration of advocacy services received.

On average, WV CACs provide advocacy to 260 individuals (Range = 46-850 individuals) in a 6-month timeframe. The variation in advocacy caseloads between CACs is impacted by the number of counties officially served by that CAC, child population in the region, the number of CAC advocates on-staff to meet the needs of the children and families they serve, and the availability of and partnership with other local victim-serving agencies.

**Last year, CHILDREN'S LISTENING PLACE CAC provided advocacy services to an average of 392 children and caregivers every 6 months. The year before, the CAC's caseload was 317**

### Case Coordination Caseload

Every 6 months, CACs report the number of all non-duplicated cases for which the center provided case coordination. This includes only cases in which the CAC's MDIT has conducted a case review where there has been a team discussion and information sharing about the case regarding the investigation, case status, and services needed by the child and family with recommendations communicated to appropriate parties for implementation; or the CAC's representative has taken an active role in coordinating and/or managing the team's recommendations for implementation.

**On average, WV CACs and their partner MDITs are actively working on 171 children's cases (Range = 46-593) in a 6-month timeframe. The variation in MDIT caseloads between CACs is impacted by the number of counties officially served by that CAC, child population in the region, and local CAC/MDIT referral protocols and practices.**

**Last year, Children's Listening Place CAC and its 5 partner MDITs provided active services and case management on an average of 392 individual children's cases every 6 months. The year before, the CAC's MDIT(s) caseload was 340.**

# 2021-2022 Criminal Justice Response

Cases Closed & Criminal Justice Response					
	21-22	20-21	19-20	18-19	17-18
Cases Closed for Investigation*					
Number of Cases Investigated, Concluded, & Closed	34	7	166	234	269
Unsubstantiated by Team Investigation	13	1	37	204	230
Unprosecutable	18	6	2	21	25
Accused Died	2	0	1	3	4
Mentally Incompetent to Stand Trial	0	0	0	2	3
Prosecution Refuses to Extradite	0	0	0	1	0
Victim Unwilling to Proceed	1	0	5	3	7
Other	0	0	0	0	0
Criminal Justice Outcomes					
Cases with Charges Filed	26	13	166	23	81
Cases Indicted	3	0	37	13	25
Convicted by Trial	0	0	2	1	0
Convicted by Plea	5	1	1	1	0
Acquitted	0	0	0	0	0
Dismissed	1	3	0	5	1
Juvenile Offender Petitions Filed	8	18	5	0	0
Juveniles Adjudicated	2	2	0	2	0
Other	0	4	0	0	0

Criminal Convictions Rate Comparison Per 1,000 Children in Official Service Area Population*				
	Child Population in Official Service Area	# Forensic Interviews in 2021-22	# Cases Convicted in 2021-22	* Conviction Rate per 1000 in Child Population
STATE TOTAL	325,325	4,374	270	0.83
(CHILDREN'S LISTENING PLACE) CAC	22,995	597	5	0.22

\* Populations based on estimates of individuals under age 18 per county from US Census Data for all counties officially served by a particular CAC. Rates per 1,000 children in population of official service area.

## 2021-2022 Outcome Measurement System (OMS)

	# Surveys Collected			
	# New Children Served	# Forensic Interviews	Initial Caregiver Surveys	MDT Surveys
<b>CHILDREN'S LISTENING PLACE CAC</b>	592	597	143	44

### NOTES:

- All tables presented with the exclusion of those who answered “Not Applicable” for Caregiver surveys. This represents a more accurate breakdown of client satisfaction for those who receive a particular service.
- All percentages rounded to the nearest whole point.
- Percentages represent respondents who either Strongly Agree or Somewhat Agree with each statement.
- Comments are not edited for grammar, spelling, or clarity. The only edits to survey comments are to redact the names of children.

## Initial Caregiver Survey

The Initial Caregiver Survey measures child/family satisfaction with CAC services after their first visit, usually for the forensic interview, but before the child and/or family begins receiving services. From July 1, 2021 to June 30, 2022, Children’s Listening Place CAC has collected 143 of these surveys.

<b>Initial Visit Caregiver Survey</b>			
<b>Question</b>	<b>CAC</b>	<b>WV</b>	<b>National</b>
I believe my child felt safe at the Center.	98%	98%	97%
The Center staff made sure I understood the reason for our visit to the Center.	99%	99%	99%
When I came to the Center, my child and I were greeted and received attention in a timely manner.	100%	99%	100%
I was given information about the services and programs provided by the Center.	100%	99%	99%
My questions were answered to my satisfaction.	100%	100%	99%
The process for the interview of my child at the center was clearly explained to me.	99%	100%	99%
I was given information about possible behaviors I might expect from my child in the days and weeks ahead.	88%	94%	91%
The staff members at the Center were friendly and pleasant	99%	100%	100%
After our visit at the Center, I feel I know what to expect with the situation facing my child and me.	93%	95%	95%
The Center staff provided me with resources to support my child and respond to his or her needs in the days and weeks ahead.	96%	99%	98%

# MDT Survey

From July 1, 2021 to June 30, 2022, Children’s Listening Place CAC has collected 44 of these surveys.

Professional Discipline			
	CAC		Statewide
Law Enforcement	13	30%	24%
Child Protective Services	7	16%	16%
Medical Staff	1	2%	6%
Prosecution	3	7%	9%
Mental Health Professional	3	7%	6%
Victim Advocate	-	-	18%
Forensic Interviewer	2	5%	6%
CAC Administrative Staff	-	-	6%
Probation/Court Personnel	2	5%	1%
School Personnel	12	27%	7%
Other	1	2%	2%

How long have you worked with the CAC Model at this center?			
	CAC		Statewide
Less than 1 year	2	5%	13%
1 to 3 years	21	48%	34%
4 to 6 years	14	32%	22%
7 years or more	7	16%	31%

MDT Survey			
Question	CAC	WV	National
Team members willingly share information relevant to our cases.	98%	99%	97%
I can provide input during the forensic interview process.	75%	85%	81%
Members of the multidisciplinary team demonstrate respect for the perspectives and informational needs of other team members.	97%	97%	94%
The CAC model fosters collaboration on the multidisciplinary team.	97%	98%	97%
Team meetings are a productive use of my time.	88%	93%	91%
Case review team meetings help me with my work on cases.	88%	91%	84%
Other team members understand my role on the team.	95%	96%	93%
I believe the clients served through the Center benefit from the collaborative approach of our multidisciplinary team.	100%	98%	97%
My supervisor/agency is supportive of the CAC concept and the work of the multidisciplinary team.	100%	98%	97%
All members of the multidisciplinary team are actively involved in cases relevant to their role.	83%	88%	93%
Resources provided by the center help improve work on our team's cases.	95%	97%	96%
The Center provides an environment where I feel safe expressing my concerns or making suggestions about the functioning of the multidisciplinary team.	93%	97%	94%
I can get the information I need to fulfill my areas of responsibility on cases.	93%	96%	95%
Other team members turn to my agency for information, expertise and direction.	95%	95%	93%

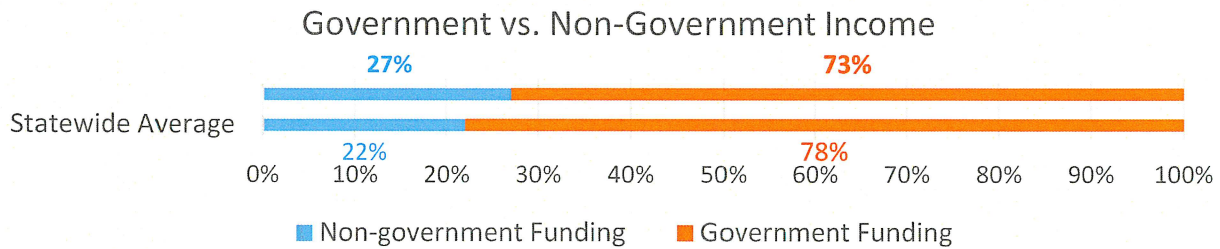


# CAC Budgets

## Income

\*A note on federal grant total this year - The VOCA amount was calculated based on an anticipated 23% reduction to the current grant award amounts.

CAC Income by Source				
<i>CHILDREN'S LISTENING PLACE CAC's current operating budget is \$505,372.</i>	CAC Amount	% Overall Funding for CAC	% Across all WV CACs	# of WV CACs with this type of Income
State Grants	\$254,485	50%	30%	21
Federal Grants (VOCA, JJDP, NCA, etc.)	\$115,380	23%	41%	20
County Funding	0	0%	7%	9
Municipal Funding	0	0%	<1%	3
Foundations	\$65,000	13%	8%	15
Crime Victims Comp.	0	0%	<1%	1
Corporations	0	0%	1%	3
Donations/Fundraising	0	0%	6%	12
United Way	\$10,000	2%	3%	9
Organizations (Junior League, Rotary, etc.)	0	0%	<1%	1
In-Kind	0	0%	<1%	5
Earned Income	0	0%	2%	5
Other (example: training income)	\$60,507	12%	21%	5



## Expenses

	Children's Listening Place CAC Amount	% Overall Expenses for CHILDREN'S LISTENING PLACE CAC	% Across all WV CACs
Personnel	\$372,829	77%	75%
Contractual Services	0	0%	2%
Training/ Travel	\$8,500	2%	2%
Equipment	0	0%	<1%
Operational Expenses	\$105,407	22%	21%
Other	0	0%	<1%

# NORTH STAR CHILD ADVOCACY CENTER



**NORTH STAR**  
CHILD ADVOCACY CENTER  
*A Guiding Light for Children Since 2014*

## Who We Are

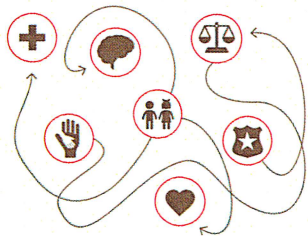
- The North Star Child Advocacy Center (“CAC”) is located in Wood County and serves children affected by abuse in Wood, Wirt, Pleasants, Ritchie and Calhoun counties.
- We are part of the WV Child Advocacy Network. There are 21 CACs throughout the state officially serving 45 counties. Statewide, 4,703 children were served by CACs in the last fiscal year.

## Our Mission in Action

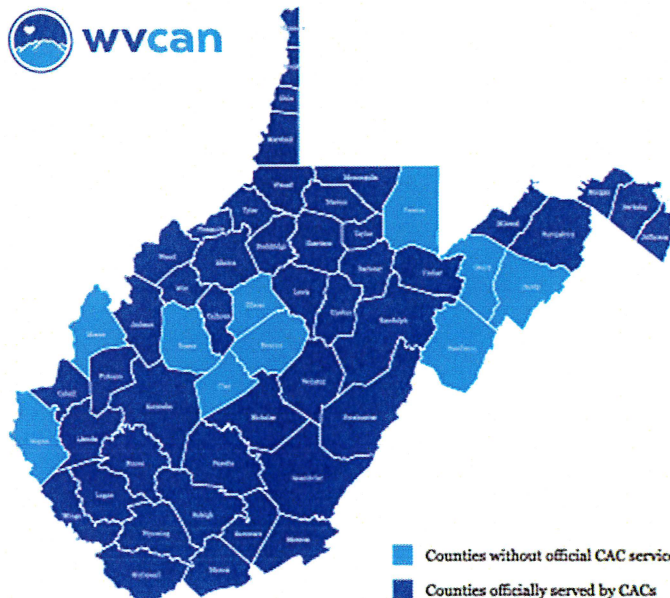
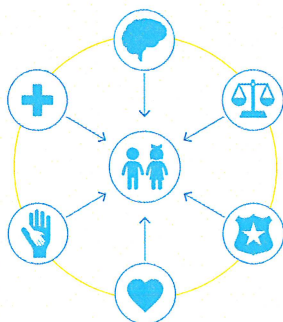
We know that child survivors of abuse can heal from trauma – with the right community response. North Star CAC serves nearly 23,000 children in the five-county area.

- **EMPOWERING CHILDREN** North Star CAC conducted 618 developmentally appropriate, child-friendly, fact-finding forensic interviews on-site in 2022.
- **RESTORING HOPE** 67 children seen at NSCAC were referred to therapy and 33 received medical evaluation in 2022.
- **ENDING ABUSE** 96% of the children seen at NSCAC in 2022 were offended by family or someone known to them.

### Without CACs



### With CACs



## CACs are Vital to a Community

Without a CAC, child victims of abuse can be taken from agency to agency and endure multiple interviews, which creates additional trauma.

A CAC is a child-friendly, safe facility where child protection, criminal justice, and treatment professional work together to investigate abuse, hold offenders accountable, and help children heal.

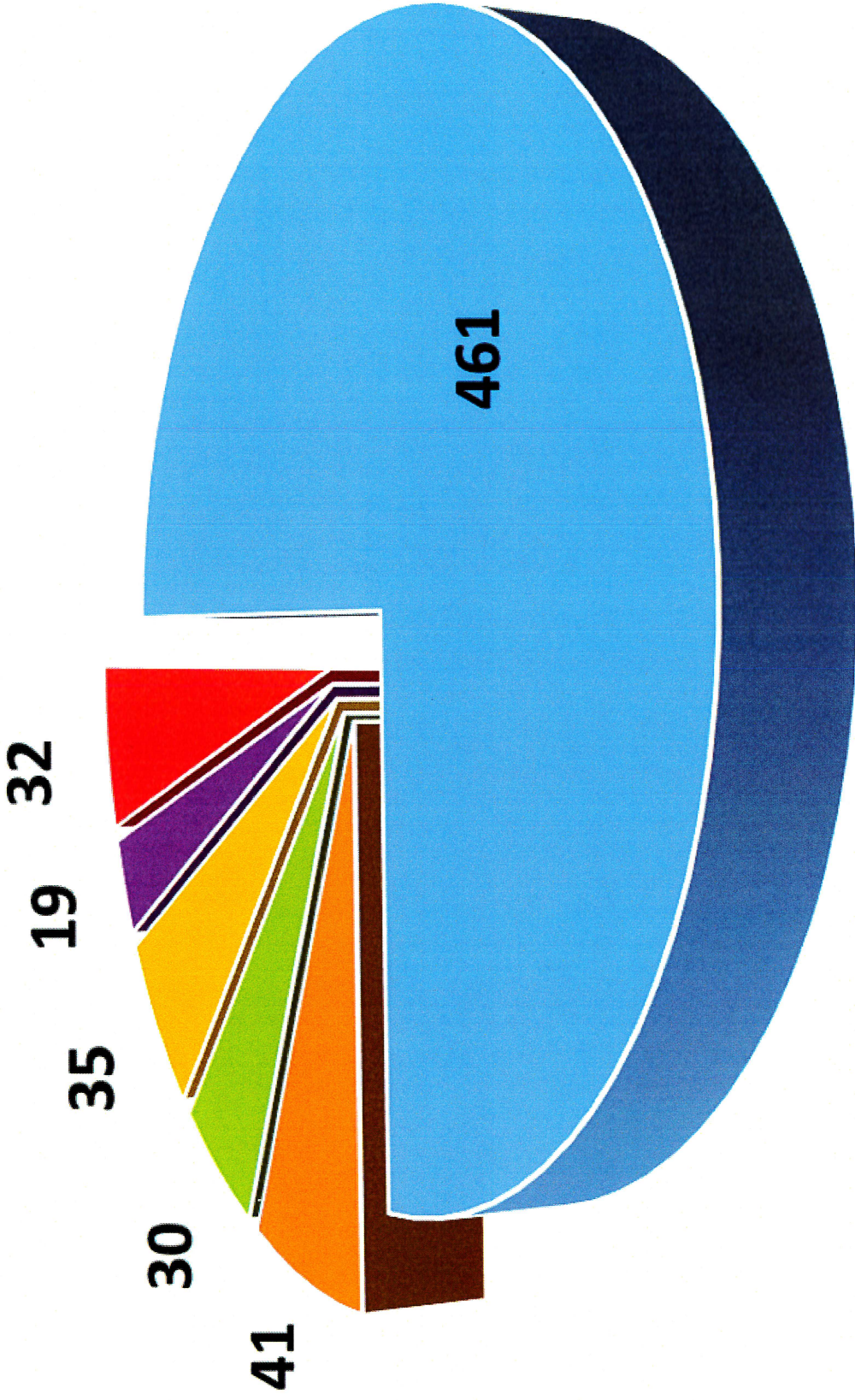


North Star Child Advocacy Center  
200 Star Ave. Suite 212  
Parkersburg, WV 26101  
304-917-4437  
833-245-4437 toll free  
[nscac@northstarcac.org](mailto:nscac@northstarcac.org)

### Follow Us on Social Media



# North Star CAC in 2022



- Wood
- Pleasants
- Wirt
- Ritchie
- Calhoun
- Other

NOVEMBER 2, 2023

IN THE COUNTY COMMISSION OF WOOD COUNTY, WEST VIRGINIA

IN RE: THE COUNTY COMMISSION DID HEREBY APPROVE A  
CHANGE ORDER FOR THE E-911 CENTER.


**ORDER**

On this date, the County Commission of Wood County, upon a motion made by James E. Colombo, seconded by David Blair Couch and made unanimous by Robert K. Tebay, did hereby AUTHORIZE David Blair Couch, in his official capacity as President and on behalf of the County Commission, to EXECUTE a Change Order for construction of The Wood County E-911 Center. Said Change Order is for new gas lines at a cost of two thousand nine hundred eight dollar and three cents (\$2,980.03). A copy of the change order is attached to this Order and shall be made a part there of.

Information related to construction of The Wood County E-911 Center is on file in the Office the County Administrator.


APPROVED:

THE COUNTY COMMISSION OF WOOD COUNTY




---

David Blair Couch, President



---

Robert K. Tebay, Commissioner



---

James E. Colombo, Commissioner

A/2858



GRAE-CON  
PO Box 1778  
880 Kingsdale Road  
Steubenville, OH 43952  
Phone: (740) 282-6830  
Fax: (740) 282-6849

## Request For Change Order

To: WOOD COUNTY COMMISSION  
1 COURT SQUARE  
PARKERSBURG, WV 26101  
Project: WOOD CTY 911 RENOVATION LS

---


RFC No: 030  
Date: 10/26/2023  
Description: New Gas Lines From Header and Access Panels.

Please see attached.

The above work is subject to the same conditions as specified in the original contract unless otherwise stipulated.

Upon approval the sum of \$2,990.03 will be added to the contract price.


Authorized Signature:  Date: October 26, 2023  
Grae Con Construction Inc

Authorized Signature:  Date: 11/2/23  
WOOD COUNTY COMMISSION

**New Gas Lines From Header and Access Panels**

Run new A-106 Carbon steel pipe	\$	1,260.00
(2) Access panels	\$	34.30
Drywall Mud, Tape, and Paint	\$	350.00
Per Fire Marshal request gas line is to be bonded.	\$	522.00
Labor		
Carpenter	\$	525.00
Sub-Total	\$	2,691.30
Overhead	\$	269.13
	\$	2,960.43
P&P Bond	\$	29.60
Total	\$	2,990.03

Gas line is run from header above ceiling to outside of Building then vertical on the outside of building down to shut off valve.



Equal Opportunity Employer

new 171300

10/24/2023

Grae-Con Construction  
101 Industry Rd  
Marietta, OH 45750

Attn: Ryan Greene

Re: 911 Center NG Line Install

**Corporate Office**

P.O. Box 1778  
880 Kingsdale Road  
Steubenville, OH 43952  
Phone: 740/282-6830  
Fax: 740/282-6849

**Regional Office**

101 Industry Road  
Marietta, OH 45750  
Phone: 740/373-0849  
Fax: 740/373-0863

**Scope of Work**

- Plumb in NG Supply pipe to 4 outside Units from 3 existing NG tie points.

**Clarifications**

- Cost includes:
  - approximately 100' of 3/4" A-106 Carbon Steel Threaded pipe
  - A-105 3000# Threaded Fittings
  - 4- Full Port 600 WOG Brass Ball Valve with Threaded NPT Ends
  - Pipe Mounting Support Hardware
  - Job truck
  - Pipe Thread Machine
  - Labor to complete installation
- Cost excludes:
  - Any required federal or state tax
  - In-Line Regulators or any extra equipment required.
  - Any required Inspection Fees

Total estimated cost to complete scope of work:

**\$4,770.00**

(Four Thousand, Seven Hundred Seventy Dollars)

Labor: \$3,560.00

Equipment: \$290.00

Materials: \$920.00

(Scope of Work)

Extra cost to reroute gas line from the header to run outside and down the exterior of the wall:

Total Cost per Drop

**\$1,260.00**

(One Thousand, Two Hundred Sixty Dollars)

Total Cost for All 3 drops

**\$3,460.00**

(Three Thousand, Four Hundred Twenty Dollars)

**Jesse Taylor**

Senior Mechanical Estimator

Grae-Con Construction

CELL: 740-381-3672

160000



Change Order #13

<b>Project:</b> 911 Center Contract #M22F8-02 Contract Date: 6/17/2022	<b>Customer:</b> Grae Con Grae Con 101 Industry Rd Marietta OH 45750	<b>Prepared By:</b> Mark Deem mark@pro1electric.com 10/25/2023
---	--	---

<b>1. Gas line bonding</b>	<b>\$522.00</b>
<i>Description of Change:</i> Bonding the existing gas line system to building grounding system	

<b>Total Price:</b>	<b>\$522.00</b>
Original Contract Sum:	\$410,386.00
Net Change by Previously Authorized Change Orders:	\$54,340.12
Adjusted Contract Sum Prior to This Change Order:	\$464,726.12
Value of This Change Order:	\$522.00
Revised Contract Total:	\$465,248.12

We hereby agree to make the changes specified for Total Price listed above.


CONTRACTOR: Mark Deem 10/25/2023  
Pro 1 Electric, Inc.

The above prices and specifications of this Change Order are satisfactory and are hereby accepted. All work shall be performed under the same terms and conditions as specified in the original contract unless otherwise stipulated.

ACCEPTED BY: \_\_\_\_\_  
Grae Con



099000

	A.J. VATER & CO., INC.		
	412-331-4477 PHONE / 412-331-9625 FAX		
	412-559-2112 CELL / DAN@AJVATER.COM		
	WV CONTRACTORS LICENSE # WV001397		
TO:	MR RYAN GREENE	GRAE CON	10/25/2023
PROJECT:	WOOD CO 911 CALL CENTER		
ARCHITECT:			
PLAN DATE:		SHEET NO:	ARCHITECTURAL
SPEC DATE:		SECTIONS:	PAINTING
ADDENDUMS:		ESTIMATOR:	DAN VATER
BASE BID:	\$200.00		
ALTERNATE:			
REMARKS:	TOUCH UP PAINT AT 2 ACCESS PANELS		

New 171300



CBS, INC.  
 CONTRACTORS BUILDING SUPPLY  
 1310 GREENE ST.  
 MARIETTA OH 45750  
 740-374-4486  
 Fax: 740-374-4521



**QUOTE**

2310-267201

PAGE 1 OF 1

SOLD TO
GRAE CON CONSTRUCTION P O BOX 1778 STEUBENVILLE OH 43952

JOB ADDRESS
GRAE CON CONSTRUCTION P O BOX 1778 STEUBENVILLE OH 43952 (740) 282-6830

ACCOUNT	JOB
360	0
CREATED ON	10/24/2023
EXPIRES ON	11/24/2023
BRANCH	1000
CUSTOMER PO#	
STATION	C6
CASHIER	JJ
SALESPERSON	JJ
ORDER ENTRY	JJ
MODIFIED BY	

Hours: M-F 7 to 5 Sat 8 to 12  
 THANK YOU FOR SHOPPING  
 CONTRACTORS BUILDING SUPPLY

Item	Description	D	Quantity	U/M	Price	Per	Amount
446289	SQUARE ACCESS PANEL		2	EA	15.9900	EA	31.98
PRICES ARE GOOD FOR 7 DAYS FROM DATE OF QUOTE					OHTAX 7.25%	Subtotal	31.98
						Sales Tax	2.32
						<b>Total</b>	<b>34.30</b>

Buyer:

Signature

Spec for Access Panel

10/20/23, 7:58 AM

Catalog | Product Detail

**Contractors Building Supply**  
1310 Greene Street, Marietta, OH 45750

GRAE-CON

**B&K 10 In. x 10 In. White Plastic Wall Access Panel**

**SKU: 446289** Model: 156-708 Medina, OH - QOH: 76

Status	Norm	Qty
Small Parcel	Yes	1
Country	CANADA	10
Max Qty	99999	
Vendor	Mueller/ B&K	Retail \$15.99
Brand	B&K	Unit EACH
UPC	00032888567085	

**Description**

**B&K Wall Access Panel**

Provides opening to behind the wall plumbing and items needing service. Easy-to-install. No framing required. Ideal for paneling, ducting, drywall, and more. Can be painted or wall papered. Requires no tools for installation - just slide into opening. Packaging includes simple, easy-to-follow installation instructions and cut carton cases for an attractive display.

**Specifications**

Specification	Description
Overall Size	10 In. x 10 In.
Inside Opening	8 In. x 8 In.
Color	White
Material	Plastic
Package Quantity	1
Package Type	Bag

**More Info**

Unit Cube	0.0392	Sub Type	
Unit Weight	0.5500	Aux Qty	0
Deliverable via Ground	Yes	Max Qty	99999
Deliverable via Water	Yes	Other	
Deliverable via Air	Yes	INCOM Code	FLC Code 1550

**Printed By:** jeremy3523@portal.doitbestcorp.com

**Date:** 10/20/2023 7:56

<https://www.membercatalog.com/ProductDetail.aspx?sku=446289>

Wood County  
Joe Gonzales, Clerk  
Instrument 88320794  
11/02/2023 @ 01:52:50 PM  
COUNTY COMMISSION ORDER  
Book 77 @ Page 864  
Pages Recorded 8

NOVEMBER 2, 2023

IN THE COUNTY COMMISSION OF WOOD COUNTY, WEST VIRGINIA

IN RE: THE COUNTY COMMISSION DID HEREBY APPROVE A  
CHANGE ORDER FOR THE RESILIENCY CENTER.


**ORDER**

On this date, the County Commission of Wood County, upon a motion made by James E. Colombo, seconded by David Blair Couch and made unanimous by Robert K. Tebay, did hereby AUTHORIZE David Blair Couch, in his official capacity as President and on behalf of the County Commission, EXECUTED a Change Order for construction of The Wood County Resiliency Center. Said Change Order is for installation of flagpoles on the site at a cost of thirty eight thousand five hundred one dollars zero cents (\$38,501.00). A copy of the change order is attached to this Order and shall be made a part there of.


Information related to construction of The Wood County Resiliency Center is on file in the Office the County Administrator.

APPROVED:

THE COUNTY COMMISSION OF WOOD COUNTY

  
\_\_\_\_\_  
David Blair Couch, President

  
\_\_\_\_\_  
Robert K. Tebay, Commissioner

  
\_\_\_\_\_  
James E. Colombo, Commissioner

A/2859



# United Construction Company, Inc.

3120 Northwestern Pike • Parkersburg, WV 26104  
(304) 422-2141 • FAX (304) 485-4249

## CHANGE ORDER REQUEST

DATE: 10/30/2023

SUBMITTED TO: Wood County Commission

JOB NAME & LOCATION: Wood County Resiliency Center – Parkersburg, WV

QUOTE TRACKER NO: 231030KF

CCR NO: 014 – PR #1 Flagpoles

We hereby propose to furnish all material, labor & equipment for the above referenced project as per scope of work as specified below:

### Scope of Work:

1. Supply and install (2) 25' flagpoles and (1) 30' flagpole as shown in the attached quote and cut sheets. Wind speed calculation request form must be filled out to receive stamped drawings for the flagpoles.
2. Install additional sidewalk, curbing, and ADA tactile surface as shown in front of the flagpoles.

### Exclusions, clarifications, and assumptions:

1. Abnormal digging conditions will be handled on T&M basis.
2. All material pricing is based upon current market and is subject to change.
3. Any delays beyond the control of UCCI will be billed T&M.
4. The following is excluded: Testing of any kind, permits, underground utility work and repair, removal of any hazardous materials, and anything not specifically mentioned in the scope of work.

**Lump Sum: \$38,501.00**

Thank you for the opportunity to submit a quotation on this project.

If we can be of further assistance, please do not hesitate to contact me at 304-422-2141 x 111

**AUTHORIZED SIGNATURE**

**ACCEPTED BY**

\_\_\_\_\_  
Kyle Fleak

  
\_\_\_\_\_  
Name

\_\_\_\_\_  
Date

11/2/23  
\_\_\_\_\_  
Date



# United Construction Company, Inc.

3120 Northwestern Pike • Parkersburg, WV 26104  
(304) 422-2141 • FAX (304) 485-4249

### Supervision Costs:

Classification	Hours	Rate				Extended Cost
Superintendent	10	\$ 80.00				\$ 800.00
						\$ -
						\$ -
Supervision Total:						\$ 800.00

### Labor Costs:

Classification	Hours	Rate	Fringe/Hr.	Cost	Fringes	Extended Cost
Carpenter Foreman	20	\$ 33.26	\$ 24.29	\$ 665.20	\$ 485.80	\$ 1,151.00
Carpenter Journeyman	20	\$ 30.96	\$ 24.29	\$ 619.20	\$ 485.80	\$ 1,105.00
Operator	10	\$ 45.56	\$ 21.45	\$ 455.60	\$ 214.50	\$ 670.10
Laborer	20	\$ 24.91	\$ 17.20	\$ 498.20	\$ 344.00	\$ 842.20
Finisher	10	\$ 30.29	\$ 19.29	\$ 302.90	\$ 192.90	\$ 495.80
				\$ -	\$ -	\$ -
Labor Total:	80			\$ 2,541.10	\$ 1,723.00	\$ 4,264.10

### Subcontractors

Company	QTY	Cost				Extended Cost
Gates Flag	1	\$ 24,908.68				\$ 24,908.68
						\$ -
						\$ -
Subcontractor Total:						\$ 24,908.68

### UCCI Equipment

Description	Duration	Rate				Extended Cost
Plate Compactor	1	\$ 50.00				\$ 50.00
Mini Excavator	0.0625	\$ 2,195.00				\$ 137.19
						\$ -
Fuel and Maintenance		0.4				\$ 74.88
UCCI Equipment Total:						\$ 262.06

### Rental Equipment

Description	Duration	Rate				Extended Cost
						\$ -
						\$ -
						\$ -
Fuel and Maintenance		0.2				\$ -
Rental Equipment Total:						\$ -

### Materials

Description	Units	Unit Cost				Extended Cost
Concrete	5	\$ 170.00				\$ 850.00
Stone	7	\$ 24.65				\$ 172.55
Forms	84	\$ 2.50				\$ 210.00
Mesh	3	\$ 65.37				\$ 196.11
Expansion Joint	1	\$ 50.00				\$ 50.00
Cure	1	\$ 50.00				\$ 50.00
Tactile Surface	1	\$ 200.00				\$ 200.00
						\$ -
Small Tools	80	\$ 2.00				\$ 160.00
Material Total:						\$ 1,888.66

### RECAP

UCCI Equipment						\$ 262.06
Materials						\$ 1,888.66
Subcontracts						\$ 24,908.68
Rental Equipment						\$ -
Labor						\$ 2,541.10
Fringes						\$ 1,723.00
P/T & INS. (% of Labor)	0.28					\$ 711.51
Supervision						\$ 800.00
Total Cost						\$ 32,835.01
O/H (% of Labor)	0.2					\$ 508.22
Profit (% of T/C-EQ-SC)	0.15					\$ 1,149.64
Subs Profit	0.1					\$ 2,490.87
Sales Tax (RATE)	0.07					\$ 132.21
TOTAL PRICE						\$ 37,115.94
Bond	0.017					\$ 630.97
BID PRICE						\$ 37,746.92
B&O TAX	0.02					\$ 754.94

TOTAL

\$ 38,501.85

**Gates Flag & Banner Co., Inc.**

6 E. First Street  
Clifton, NJ 07011-1002

PHONE:(800) 874-1776  
FAX: 973-478-3680

# Quote

QUOTE IS SUBJECT TO  
CHANGE AFTER 30 DAYS

110 Vista Centre Drive, Suite 17  
Forest, VA 24551

PHONE: (434) 333-0404  
FAX: (434) 442-4272

Customer No.: VA4222141  
Quote No.: 147067

Quote To: **UCCI**  
3120 NORTHWESTERN PIKE  
PARKERSBURG, WV 26104

Ship To: **UCCI**  
3120 NORTHWESTERN PIKE  
PARKERSBURG, WV 26104

Tel#: (304) 481-1197  
KYLE FLEAK

Fax#:

KYLEFLEAK@UCCIWV.COM

On Site contact: (304) 422-2141

Date	Ship Via	F.O.B.	Terms
10/27/23	INSTALL	Origin	Net 30

Purchase Order Number	Sales Person	Required
	KENAN BELL	10/27/23

Quantity			Item Number	Description	Unit Price	Amount
Required	Shipped	B.O.				
1			FP30XSBA8388	30' SATIN BRUSH ALUMINUM EXT FLAGPOLE, 8" BUTT .188 WALL; COMPLETE	6221.12	6221.12
2			FP25XSBA8388	25' SATIN BRUSH ALUMINUM EXTERNAL FLAGPOLE, 8" BUTT .188 WALL, COMPLETE	6130.78	12261.56
3			TRUCKDBLREV	TRUCK, DOUBLE-REVOLVE ALUM SHEAVE 1.25 NPT	67.00	201.00
6			LKBOXCH56	SATIN BRUSH ALUMINUM LOCK BOX WITH CHANNEL , CLEAT & KEYS 5-6" DIA CYLINDER LOCK	487.50	2925.00
1.000			LABOR-FP	FLAGPOLE LABOR DUE TO FOUNDATION SIZE AND DISTANCE	1800.00	1800.00
1			EQUIPMENTAL	EQUIPMENT RENTAL NOT LIMITED TO: CRANE, LIFT, TRUCK, JACKHAMMER, MISC  FLAGPOLES INSTALLED COMPLETE IN CLEAN GRADE.  PRICING DOES NOT INCLUDE PERMITS, FEES, OR ENGINEERED SEALED DRAWINGS.  ABNORMAL DIGGING CONDITIONS MAY RESULT IN AN ADDITIONAL \$125/HR FEE.  CONDITIONS INCLUDE BUT ARE NOT LIMITED TO: BOULDERS, ROOTS, WIRES, ETC.  GF&B IS NOT RESPONSIBLE FOR DAMAGED LINES OF ANY KIND THAT ARE NOT IDENTIFIED.	900.00	900.00

Quote subtotal 24308.68  
Freight charges 600.00

Thank You

**Gates Flag & Banner Co., Inc.**

6 E. First Street  
Clifton, NJ 07011-1002

PHONE:(800) 874-1776  
FAX: 973-478-3680

# Quote

QUOTE IS SUBJECT TO  
CHANGE AFTER 30 DAYS

110 Vista Centre Drive, Suite 17  
Forest, VA 24551

PHONE: (434) 333-0404  
FAX: (434) 442-4272

Customer No.: VA4222141  
Quote No.: 147067

Quote To: **UCCI**  
3120 NORTHWESTERN PIKE  
PARKERSBURG, WV 26104

Ship To: **UCCI**  
3120 NORTHWESTERN PIKE  
PARKERSBURG, WV 26104

Tel#: (304) 481-1197 Fax#:   
KYLE FLEAK

KYLEFLEAK@UCCIWV.COM  
On Site contact: (304) 422-2141

Date	Ship Via	F.O.B.	Terms			
10/27/23	INSTALL	Origin	Net 30			
Purchase Order Number		Sales Person	Required			
		KENAN BELL	10/27/23			
Quantity			Item Number	Description	Unit Price	Amount
Required	Shipped	B.O.				

Quote total 24908.68

Approved by X \_\_\_\_\_ Date: \_\_\_/\_\_\_/\_\_\_

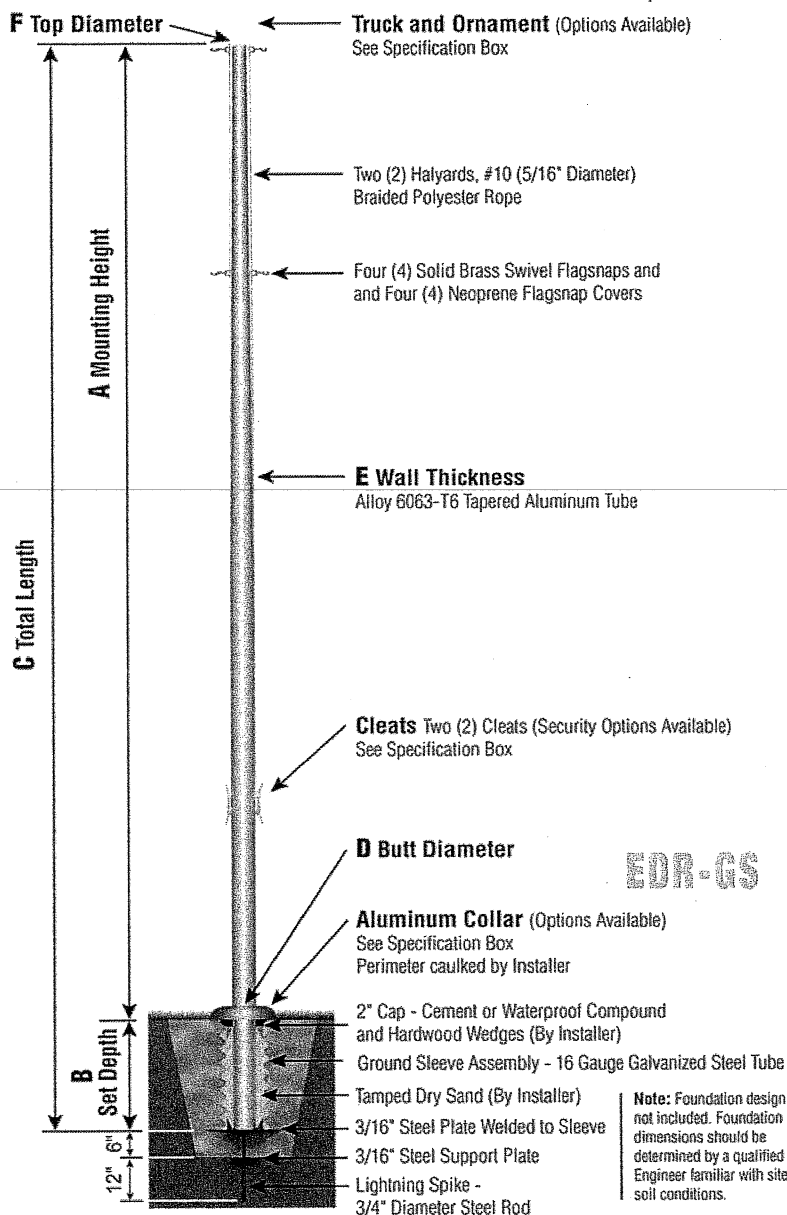
Thank You





**Continental Series**

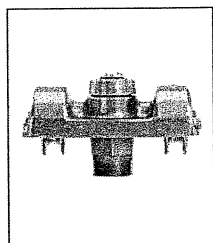
EDR - External Double Revolving  
Rope Halyard  
Ground Set Installation




**EDR-GS**

**Note:** Foundation design not included. Foundation dimensions should be determined by a qualified Engineer familiar with site soil conditions.

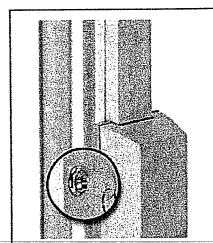
**EDR25D81 - SAT**



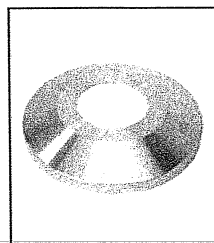
**TRK-9709**  
External Truck  
Double Revolving




**BAL-0812-GLD**  
HD Gold Anodized  
Aluminum Ball



**CHA-9050 | 8.5'**  
Security Kits Cyl. (2)  
Cover & Channel



**COL1-A08S**  
FC-11 Spun Alum  
1-Piece



**SAT**  
Satin Finish

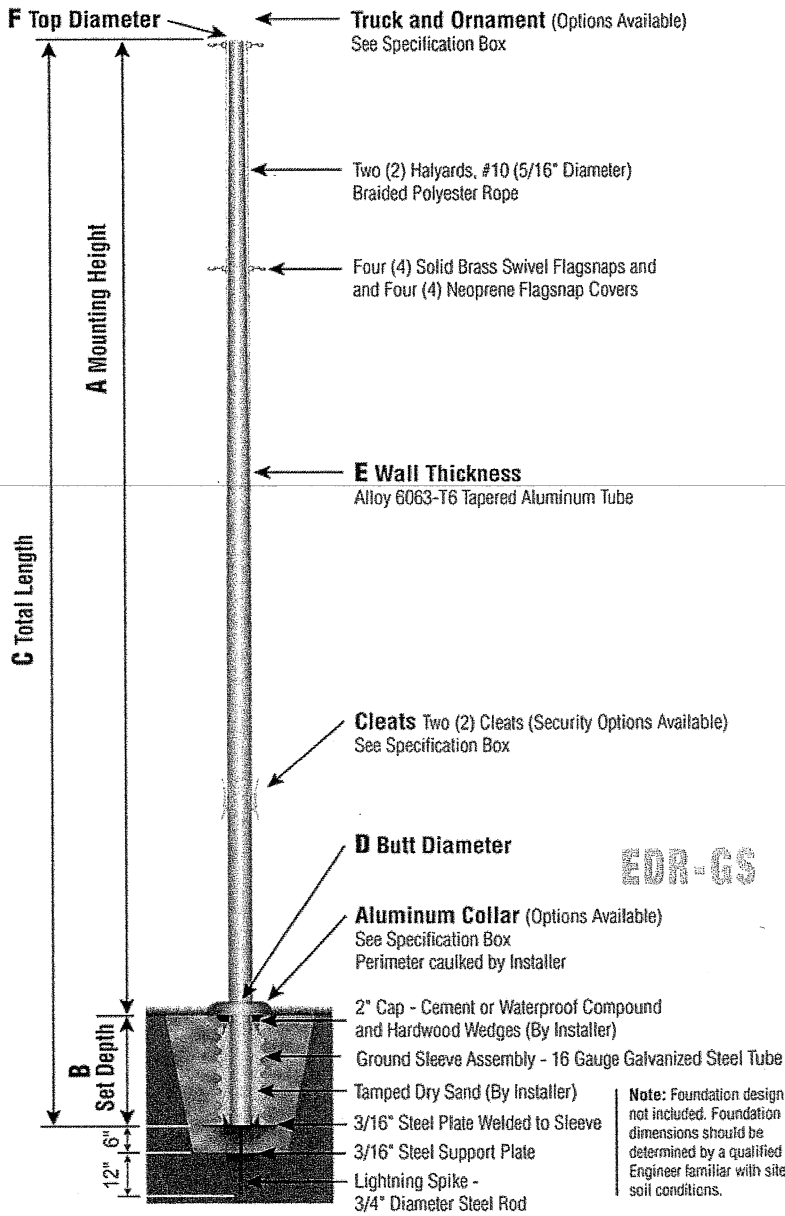
Specifications	
A. Mounting Height:	25'
B. Set Depth:	4'-0"
C. Total Length:	29'-0"
D. Butt Diameter:	8"
E. Wall Thickness:	.188"
F. Top Diameter:	4"
Flagpole Sections:	1
Shaft Weight:	225 lbs.
Hardware Weight:	12 lbs.
Ground Sleeve Weight:	55 lbs.
* Max Flag Size:	8' x 12'
* Max Wind Speed w/Nylon Flag:	123 mph
* Max Wind Speed No Flag:	177 mph
* Wind Speed Specifications from ANSI/NAAMM FP 1001-07	

Customer Name:	
Dealer:	Qty: 1
Project:	Location:
Notes:	



## Continental Series

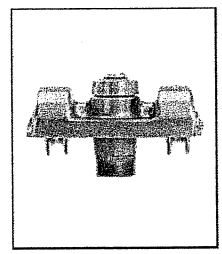
EDR - External Double Revolving  
Rope Halyard  
Ground Set Installation




**EDR-CS**

**Note:** Foundation design not included. Foundation dimensions should be determined by a qualified Engineer familiar with site soil conditions.

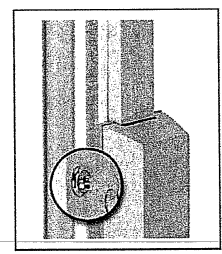
# EDR30D81 - SAT



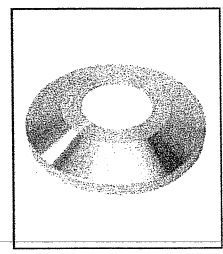
**TRK-9709**  
External Truck  
Double Revolving




**BAL-0812-GLD**  
HD Gold Anodized  
Aluminum Ball



**CHA-9050 | 8.5'**  
Security Kits Cyl. (2)  
Cover & Channel



**COL1-A08S**  
FC-11 Spun Alum  
1-Piece



**SAT**  
Satin Finish

Specifications	
A. Mounting Height:	30'
B. Set Depth:	4'-0"
C. Total Length:	34'-0"
D. Butt Diameter:	8"
E. Wall Thickness:	.188"
F. Top Diameter:	4"
Flagpole Sections:	1
Shaft Weight:	235 lbs.
Hardware Weight:	12 lbs.
Ground Sleeve Weight:	55 lbs.
* Max Flag Size:	8' x 12'
* Max Wind Speed w/Nylon Flag:	123 mph
* Max Wind Speed No Flag:	177 mph
* Wind Speed Specifications from ANSI/NAAMM FP 1001-07	

Customer Name:	
Dealer:	Qty: 1
Project:	Location:
Notes:	



# Wind Speed Calculation Request page 1 of 1

 Stamped Unstamped

In order to be Stamped the Following Information below is Required Wind Load Calculations. Concord American Flagpole bases calculations on ASCE 7-05/NAAMM FP 1001-07 and to be Stamped must follow these Guidelines

Pole Catalog Number:				Pole Quantity:	
*Mounting Bracket Height (optional):					
Flag Size:	Material:	Nylon	Poly	Quantity Per Pole:	
Flag Size:	Material:	Nylon	Poly	Quantity Per Pole:	

If ordering more than one pole size, please use following section: "repeat as required"

Pole Catalog Number:				Pole Quantity:	
*Mounting Bracket Height (optional):					
Flag Size:	Material:	Nylon	Poly	Quantity Per Pole:	
Flag Size:	Material:	Nylon	Poly	Quantity Per Pole:	

### Installation Location:

Location City:	State:	Zipcode:
----------------	--------	----------

Job Name:
-----------

Specification Based: Please provide specifications at time of request (Attach spec. for review or indicate required wind speed rating)

Required Spec/Building Code:	or	<input type="checkbox"/> Specifications Attached
------------------------------	----	--

\*IF pole is mounted above grade, the mounting bracket height must be supplied. (This value must be provided at the highest bracket Where multiple brackets are used) For vertical wall mount pole, standard bracket spacing will be used unless stated otherwise.


COMPLETED DOCUMENT MUST BE RECEIVED BEFORE THE SUBMITTAL PROCESS BEGINS TO ENSURE ENGINEERING CAN PROVIDE CALCULATIONS PER CUSTOMER SPECIFICATIONS. ANY REVISIONS OR CORRECTIONS WILL RESULT IN EXTRA TIME AND POSSIBLE FEES TO BE APPLIED (INCLUDING IN-HOUSE OPTIONS).

Wood County  
 Joe Gonzales, Clerk  
 Instrument 202778  
 11/02/2023 07:51:19 AM  
 COUNTY COMMISSION ORDER  
 BOOK 77 OF PAGE 848  
 Pages 848-848


STATE OF WEST VIRGINIA  
COUNTY OF WOOD }

TO-WIT:

I, Gerald Brandsasse, do solemnly swear that I will support the Constitution of the United States, the Constitution of the State of West Virginia, and that I will faithfully and impartially discharge the duties of the office of Court & Support for Wood County Sheriff and for Wood County, West Virginia, to the best of my skill and judgment, during my continuance in the same; SO HELP ME GOD.



1<sup>st</sup> Subscribed and sworn to, before the County Commission of Wood County, West Virginia, this November day of 2023.

  
County Commission of Wood County

Wood County  
Joe Gonzalez, Clerk  
Instrument 88220374  
11/02/2023 @ 02:38:24 PM  
COUNTY COMMISSION CLERK  
Book 77 @ Page 822  
Pages Recorded: 1



**Wood County  
Central Telecommunications  
Center  
Wood County, WV E911  
Homeland Security and Emergency  
Management**



November 1, 2023

Wood County Commission  
#1 Court Square  
Parkersburg, WV 26101

Dear Commissioners:

This letter is to advise you Mark McKain has resigned as a Full – Time Telecommunicator effective November 9, 2023. He will receive half pay for the November 15, 2023 pay period. His built in Overtime will not be affected. He is also due the following pay:

- 13 hours Vacation time paid at his Straight time rate.

Thank you for your attention to this matter.


Respectfully,

W.M. Shook  
Director, Wood County E911/HSEM

Wood County  
Joe Gonzales, Clerk  
Instrument 88720573  
11/02/2023 @ 02:35:47 PM  
COUNTY COMMISSION ORDER  
Book 77 @ Page 021  
Pages Recorded 1



# Check Register Report for Wood County Commission

Check No	Vendor Id	Vendor Name	Type	Check Date	Check Amount	Rec
5218	CHILD	CHILD SUPPORT ENF DIV	REGULAR	10/31/2023	737.08	
5219	EMPOWER	EMPOWER RETIREMENT	REGULAR	10/31/2023	100.00	
5220	IRS-PAY	DEPARTMENT OF TREASURY	REGULAR	10/31/2023	98,166.06	
5221	NRS	NATIONWIDE RETIREMENT SOLUTIONS	REGULAR	10/31/2023	1,969.00	
5222	OH ST TX	TREASURER OF STATE OF OHIO	REGULAR	10/31/2023	1,265.09	
5223	WV ST TX	WV STATE TAX COMM-INCOME	REGULAR	10/31/2023	24,773.81	
5226	DENTAL	RENAISSANCE	REGULAR	10/31/2023	2,032.43	
176699	AMERICAN	AFLAC	REGULAR	10/31/2023	68.44	
176700	OHIOCHILD	OHIO CHILD SUPPORT PAYMENT CENTRAL	REGULAR	10/31/2023	331.92	
176701	WASHINGTONH	WASHINGTON NATIONAL INSURANCE CO.	REGULAR	10/31/2023	941.20	
176702	WESTERNSO	WESTERN & SOUTHERN LIFE	REGULAR	10/31/2023	54.10	
176703	10-42	10-42 TACTICAL	REGULAR	10/31/2023	211.42	
176704	BRANDED	BRANDEDITEMS.INC	REGULAR	10/31/2023	853.10	
176705	CWS	CWS	REGULAR	10/31/2023	268.88	
176706	DOMINIONH	DOMINION HOPE	REGULAR	10/31/2023	232.46	
176707	GENERALSA	GENERAL SALES CO.	REGULAR	10/31/2023	2,080.09	
176708	JOHNSTONE	JOHNSTONE SUPPLY	REGULAR	10/31/2023	958.17	
176709	JUST SEW	JUST SEW PEACHY	REGULAR	10/31/2023	93.92	
176710	MYERS SEP	MYERS SEPTIC	REGULAR	10/31/2023	300.00	
176711	NOLANS	NOLAN'S SERVICES LLC	REGULAR	10/31/2023	15,760.47	
176712	ODEPOT	ODP BUSINESS SOLUTIONS, LLC	REGULAR	10/31/2023	322.75	
176713	OHIO WEB	OHIO WEB PRO DESIGN LLC	REGULAR	10/31/2023	1,800.00	
176714	OPTIMUMB	OPTIMUM BUSINESS	REGULAR	10/31/2023	155.22	
176715	PERRYASSOC	PERRY & ASSOCIATES, CPA'S A.C.	REGULAR	10/31/2023	8,385.33	
176716	PHILTAYL	PHILLIPS TAYLOR KELLYN	REGULAR	10/31/2023	150.00	

# Check Register Report for Wood County Commission

Check No	Vendor Id	Vendor Name	Type	Check Date	Check Amount	Rec
176717	SHERWIN-W	SHERWIN-WILLIAMS PAINT	REGULAR	10/31/2023	307.38	
176718	SHIRT	SHIRT FACTORY	REGULAR	10/31/2023	57.98	
176719	SHRIANDR	SHRIVER ANDREW C.	REGULAR	10/31/2023	150.00	
176720	STATE ELE	STATE ELECTRIC SUPPLY CO	REGULAR	10/31/2023	19.97	
176721	TAYLOR'S	TAYLOR'S TRASH REMOVAL	REGULAR	10/31/2023	296.30	
176722	USBANKEQUIP	US BANK EQUIPMENT FINANCE	REGULAR	10/31/2023	1,758.45	
176723	WORKINGMA	WORKINGMAN'S STORE	REGULAR	10/31/2023	157.40	
<b>GENERAL FUND Bank Id 101 Totals</b>					164,758.42	

# Check Register Report for Wood County Commission



Check No	Vendor Id	Vendor Name	Type	Check Date	Check Amount	Rec
8809	NOE OFFIC	NOE OFFICE EQUIPMENT	REGULAR	10/31/2023	521.06	
8810	SIR SPEED	SIR SPEEDY PRINTING	REGULAR	10/31/2023	53.00	
8811	WVDTL	WV DRUG TESTING LABORATORIES. INC	REGULAR	10/31/2023	20.00	
E-911 FUND Bank Id 107 Totals					594.06	





# Check Register Report for Wood County Commission

Check No	Vendor Id	Vendor Name	Type	Check Date	Check Amount	Rec
3264	ATLANTIC ES	ATLANTIC EMERGENCY SOLUTIONS	REGULAR	10/31/2023	809.11	
3265	BIG A MUF	BIG A MUFFLER	REGULAR	10/31/2023	932.19	
3266	DOMINIONH	DOMINION HOPE	REGULAR	10/31/2023	36.05	
3267	FIREEXTIN	FIRE EXTINGUISHER SPECL	REGULAR	10/31/2023	160.00	
3268	FRONTIER	FRONTIER	REGULAR	10/31/2023	230.73	
3269	MILLER CO	MILLER COMMUNICATIONS IN	REGULAR	10/31/2023	573.00	
3270	MOUNTAINEERG	MOUNTAINEER GAS COMPANY	REGULAR	10/31/2023	32.00	
3271	SECKMAN	SECKMAN PEST CONTROL	REGULAR	10/31/2023	250.00	
3272	UNION WIL	UNION WILLIAMS PSD	REGULAR	10/31/2023	238.41	
3273	WILLIAMFD	WILLIAMSTOWN FIRE DEPARTMENT	REGULAR	10/31/2023	1,262.95	
<b>FIRE SERVICE FEE Bank Id 120 Totals</b>					4,524.44	

# Check Register Report for Wood County Commission

Check No	Vendor Id	Vendor Name	Type	Check Date	Check Amount	Rec
8606	CHURAMY	CHURCH AMY SPENCER	REGULAR	10/31/2023	20.00	
8607	FRONTIER	FRONTIER	REGULAR	10/31/2023	419.18	
8608	MONPOWER	MON POWER	REGULAR	10/31/2023	111.89	
8609	MOUNTAINEERG	MOUNTAINEER GAS COMPANY	REGULAR	10/31/2023	56.92	
8610	OPTIMUMB	OPTIMUM BUSINESS	REGULAR	10/31/2023	239.42	
8611	RICHCHAD	RICHARDS CHAD E.	REGULAR	10/31/2023	20.00	
8612	TIANO	TIANO-KNOPP ASSOCIATES INC	REGULAR	10/31/2023	417.00	
<b>COMM.CRIMINAL JUSTICE FUND Bank Id 172 Totals</b>					<b>1,284.41</b>	




# Check Register Report for Wood County Commission

Check No	Vendor Id	Vendor Name	Type	Check Date	Check Amount	Rec
1048	UCCI	UNITED CONSTRUCTION CO., INC.	REGULAR	10/31/2023	786,707.45	
AMERICAN RESCUE PLAN Bank Id 207 Totals					<u>786,707.45</u>	
Report Totals					<u>957,868.78</u>	



# Check Register Report for Wood County Commission

Check No	Vendor Id	Vendor Name	Type	Check Date	Check Amount	Rec
5218	CHILD	CHILD SUPPORT ENF DIV	REGULAR	10/31/2023	737.08	
5219	EMPOWER	EMPOWER RETIREMENT	REGULAR	10/31/2023	100.00	
5220	IRS-PAY	DEPARTMENT OF TREASURY	REGULAR	10/31/2023	98,166.06	
5221	NRS	NATIONWIDE RETIREMENT SOLUTIONS	REGULAR	10/31/2023	1,969.00	
5222	OH ST TX	TREASURER OF STATE OF OHIO	REGULAR	10/31/2023	1,265.09	
5223	WV ST TX	WV STATE TAX COMM-INCOME	REGULAR	10/31/2023	24,773.81	
176699	AMERICAN	AFLAC	REGULAR	10/31/2023	68.44	
176700	OHIOCHILD	OHIO CHILD SUPPORT PAYMENT CENTRAL	REGULAR	10/31/2023	331.92	
176701	WASHINGTONH	WASHINGTON NATIONAL INSURANCE CO.	REGULAR	10/31/2023	941.20	
176702	WESTERNSO	WESTERN & SOUTHERN LIFE	REGULAR	10/31/2023	54.10	

**PAYROLL FUND Bank Id 101 Totals**

128,406.70

**Report Totals**

128,406.70

# Check Register Report for Wood County Commission

Check No	Vendor Id	Vendor Name	Type	Check Date	Check Amount	Rec
5225	MONPOWER	MON POWER	REGULAR	10/26/2023	2,079.74	

GENERAL FUND Bank Id 101 Totals

2,079.74

Handwritten signature and initials in the bottom right area of the page.